


5) Fuente de Financiamiento

A handwritten signature in blue ink, consisting of a stylized, cursive script that is difficult to decipher. It appears to be a personal or official signature.



Municipio de Rincón de Romos AGUASCALIENTES

Estado del Ejercicio del Presupuesto por Fuente de Financiamiento Al 30/sep/2022

Fecha y hora de impresión: 10/oct/2022 11:59 a. m.

Usr: Cuquiled Rep: rptEstadoPresupuestoEgresos_FF

Objeto del Gasto	Unidad Administrativa	Presupuesto Vigente				Presupuesto Disponible para Comprometer		Comprometido o No Devengado		Presupuesto Sin Devengar		Ejercicio		Cuentas por Pagar Deuda	
		Aprobado	Ampliaciones / (Reducciones)	Presupuesto Vigente	Comprometido	Disponible para Comprometer	Devengado	Comprometido o No Devengado	Presupuesto Sin Devengar	Ejercicio	Pagado	Pagar Deuda			

1101 INGRESOS PROPIOS 2022

20000	MATERIALES Y SUMINISTROS	\$6,900,204.57	\$948,431.01	\$7,848,635.58	\$4,604,043.85	\$3,244,591.73	\$4,565,034.79	\$19,009.06	\$3,263,600.79	\$4,565,034.79	\$4,146,438.32	\$438,596.47
21000	MATERIALES DE ADMINISTRACIÓN, EMISIÓN DE DOC	\$1,280,847.65	\$259,212.81	\$1,540,060.46	\$875,549.66	\$664,510.80	\$857,255.60	\$18,294.06	\$682,804.86	\$857,255.60	\$609,813.40	\$247,442.20
21100	MATERIALES, ÚTILES Y EQUIPOS MENORES DE OFI	\$527,278.15	\$105,310.60	\$632,588.75	\$409,249.60	\$223,339.15	\$409,249.60	\$0.00	\$223,339.15	\$409,249.60	\$363,124.31	\$46,125.29
21101	MATERIALES, ÚTILES Y EQUIPOS MENORES DE OFI	\$435,548.99	\$62,335.48	\$497,884.47	\$315,332.12	\$182,562.35	\$315,332.12	\$0.00	\$182,562.35	\$315,332.12	\$279,219.91	\$36,112.21
21102	BIENES MUEBLES MENORES DE OFICINA	\$91,729.16	\$42,975.12	\$134,704.28	\$93,917.48	\$40,786.80	\$93,917.48	\$0.00	\$40,786.80	\$93,917.48	\$83,904.40	\$10,013.08
21200	MATERIALES Y ÚTILES DE IMPRESIÓN Y REPRODUC	\$0.00	\$17,956.80	\$17,956.80	\$0.00	\$17,956.80	\$0.00	\$0.00	\$17,956.80	\$0.00	\$0.00	\$0.00
21201	MATERIALES Y ÚTILES DE IMPRESIÓN Y REPRODUC	\$0.00	\$17,956.80	\$17,956.80	\$0.00	\$17,956.80	\$0.00	\$0.00	\$17,956.80	\$0.00	\$0.00	\$0.00
21400	MATERIALES, ÚTILES Y EQUIPOS MENORES DE TEC	\$396,098.01	-\$27,480.92	\$368,607.09	\$119,902.07	\$248,705.02	\$101,608.01	\$18,294.06	\$266,999.08	\$101,608.01	\$101,608.00	\$0.01
21401	MATERIALES, ÚTILES Y EQUIPOS MENORES DE TEC	\$396,098.01	-\$27,480.92	\$368,607.09	\$119,902.07	\$248,705.02	\$101,608.01	\$18,294.06	\$266,999.08	\$101,608.01	\$101,608.00	\$0.01
21500	MATERIAL IMPRESO E INFORMACIÓN DIGITAL	\$66,497.31	\$92,563.33	\$159,060.64	\$109,538.80	\$49,521.84	\$109,538.80	\$0.00	\$49,521.84	\$109,538.80	\$9,570.00	\$99,968.80
21501	MATERIAL IMPRESO E INFORMACIÓN DIGITAL	\$66,497.31	\$92,563.33	\$159,060.64	\$109,538.80	\$49,521.84	\$109,538.80	\$0.00	\$49,521.84	\$109,538.80	\$9,570.00	\$99,968.80
21600	MATERIAL DE LIMPIEZA	\$290,974.18	\$68,066.00	\$359,060.18	\$234,412.19	\$124,647.99	\$234,412.19	\$0.00	\$124,647.99	\$234,412.19	\$133,064.09	\$101,348.10
21601	MATERIAL DE LIMPIEZA	\$290,974.18	\$68,066.00	\$359,060.18	\$234,412.19	\$124,647.99	\$234,412.19	\$0.00	\$124,647.99	\$234,412.19	\$133,064.09	\$101,348.10
21700	MATERIALES Y ÚTILES DE ENSEÑANZA	\$0.00	\$2,787.00	\$2,787.00	\$2,447.00	\$340.00	\$2,447.00	\$0.00	\$340.00	\$2,447.00	\$2,447.00	\$0.00
21701	MATERIALES Y ÚTILES DE ENSEÑANZA	\$0.00	\$2,787.00	\$2,787.00	\$2,447.00	\$340.00	\$2,447.00	\$0.00	\$340.00	\$2,447.00	\$2,447.00	\$0.00
22000	ALIMENTOS Y UTENSILIOS	\$398,661.79	\$110,868.39	\$509,530.18	\$223,104.86	\$286,425.32	\$223,104.86	\$0.00	\$286,425.32	\$223,104.86	\$212,448.86	\$10,656.00
22100	PRODUCTOS ALIMENTICIOS PARA PERSONAS	\$281,561.79	\$102,028.27	\$383,590.06	\$168,364.74	\$215,225.32	\$168,364.74	\$0.00	\$215,225.32	\$168,364.74	\$162,808.74	\$5,556.00
22102	ALIMENTOS EN OFICINAS Y LUGARES DE TRABAJO	\$131,602.73	\$90,501.77	\$222,104.50	\$154,764.69	\$67,339.81	\$154,764.69	\$0.00	\$67,339.81	\$154,764.69	\$149,208.69	\$5,556.00
22103	ALIMENTOS EN EVENTOS OFICIALES	\$149,959.06	\$11,526.50	\$161,485.56	\$13,600.05	\$147,885.51	\$13,600.05	\$0.00	\$147,885.51	\$13,600.05	\$13,600.05	\$0.00
22200	PRODUCTOS ALIMENTICIOS PARA ANIMALES	\$117,100.00	\$0.00	\$117,100.00	\$45,900.00	\$71,200.00	\$45,900.00	\$0.00	\$71,200.00	\$45,900.00	\$40,800.00	\$5,100.00
22201	PRODUCTOS ALIMENTICIOS PARA ANIMALES	\$117,100.00	\$0.00	\$117,100.00	\$45,900.00	\$71,200.00	\$45,900.00	\$0.00	\$71,200.00	\$45,900.00	\$40,800.00	\$5,100.00
22300	UTENSILIOS PARA EL SERVICIO DE ALIMENTACIÓN	\$0.00	\$8,840.12	\$8,840.12	\$8,840.12	\$0.00	\$8,840.12	\$0.00	\$0.00	\$8,840.12	\$8,840.12	\$0.00
22301	UTENSILIOS PARA EL SERVICIO DE ALIMENTACIÓN	\$0.00	\$8,840.12	\$8,840.12	\$8,840.12	\$0.00	\$8,840.12	\$0.00	\$0.00	\$8,840.12	\$8,840.12	\$0.00
23000	MATERIAS PRIMAS Y MATERIALES DE PRODUCCIÓN	\$666,032.21	\$107,292.00	\$773,324.21	\$523,857.17	\$249,467.04	\$523,142.17	\$715.00	\$250,182.04	\$523,142.17	\$502,463.34	\$20,678.83
23100	PRODUCTOS ALIMENTICIOS, AGROPECUARIOS Y FC	\$190,318.91	\$107,292.00	\$297,610.91	\$265,710.17	\$31,900.74	\$264,995.17	\$715.00	\$32,615.74	\$264,995.17	\$244,316.34	\$20,678.83
23101	PRODUCTOS ALIMENTICIOS, AGROPECUARIOS Y FC	\$190,318.91	\$107,292.00	\$297,610.91	\$265,710.17	\$31,900.74	\$264,995.17	\$715.00	\$32,615.74	\$264,995.17	\$244,316.34	\$20,678.83
23200	INSUMOS TEXTILES ADQUIRIDOS COMO MATERIA PI	\$35,713.30	\$0.00	\$35,713.30	\$0.00	\$35,713.30	\$0.00	\$0.00	\$35,713.30	\$0.00	\$0.00	\$0.00
23201	INSUMOS TEXTILES ADQUIRIDOS COMO MATERIA PI	\$35,713.30	\$0.00	\$35,713.30	\$0.00	\$35,713.30	\$0.00	\$0.00	\$35,713.30	\$0.00	\$0.00	\$0.00
23500	PRODUCTOS QUÍMICOS, FARMACÉUTICOS Y DE LAE	\$440,000.00	\$0.00	\$440,000.00	\$258,147.00	\$181,853.00	\$258,147.00	\$0.00	\$181,853.00	\$258,147.00	\$258,147.00	\$0.00



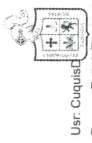
**Municipio de Rincón de Romos
AGUASCALIENTES**
Estado del Ejercicio del Presupuesto por Fuente de Financiamiento Al 30/sep./2022

Objeto del Gasto	Unidad Administrativa	Aprobado	Ampliaciones / (Reducciones)	Presupuesto Vigente	Comprometido	Presupuesto Disponible para Comprometer		Devengado	Comprometido o No Devengado	Presupuesto Sin Devenegar	Ejercido	Pagado	Cuentas por Pagar Deuda
						Disponible para Comprometer	Devengado						
23501	PRODUCTOS QUÍMICOS, FARMACÉUTICOS Y DE LAE	\$440,000.00	\$0.00	\$440,000.00	\$258,147.00	\$181,853.00	\$258,147.00	\$0.00	\$0.00	\$181,853.00	\$258,147.00	\$258,147.00	\$0.00
24000	MATERIALES Y ARTICULOS DE CONSTRUCCIÓN Y DE	\$856,175.34	\$662,305.52	\$1,518,480.86	\$1,192,309.92	\$326,170.94	\$1,192,309.92	\$0.00	\$0.00	\$326,170.94	\$1,192,309.92	\$1,096,944.96	\$95,364.96
24100	PRODUCTOS MINERALES NO METÁLICOS	\$2,000.00	\$22,400.00	\$24,400.00	\$22,059.91	\$2,340.09	\$22,059.91	\$0.00	\$0.00	\$2,340.09	\$22,059.91	\$22,059.91	\$0.00
24101	PRODUCTOS MINERALES NO METÁLICOS	\$2,000.00	\$22,400.00	\$24,400.00	\$22,059.91	\$2,340.09	\$22,059.91	\$0.00	\$0.00	\$2,340.09	\$22,059.91	\$22,059.91	\$0.00
24200	CEMENTO Y PRODUCTOS DE CONCRETO	\$2,000.00	\$0.00	\$2,000.00	\$0.00	\$2,000.00	\$0.00	\$0.00	\$0.00	\$2,000.00	\$0.00	\$0.00	\$0.00
24201	CEMENTO Y PRODUCTOS DE CONCRETO	\$2,000.00	\$0.00	\$2,000.00	\$0.00	\$2,000.00	\$0.00	\$0.00	\$0.00	\$2,000.00	\$0.00	\$0.00	\$0.00
24400	MADERA Y PRODUCTOS DE MADERA	\$2,000.00	\$436.00	\$2,436.00	\$2,436.00	\$0.00	\$2,436.00	\$0.00	\$0.00	\$0.00	\$2,436.00	\$2,436.00	\$0.00
24401	MADERA Y PRODUCTOS DE MADERA	\$2,000.00	\$436.00	\$2,436.00	\$2,436.00	\$0.00	\$2,436.00	\$0.00	\$0.00	\$0.00	\$2,436.00	\$2,436.00	\$0.00
24500	VIDRIO Y PRODUCTOS DE VIDRIO	\$0.00	\$4,210.00	\$4,210.00	\$2,403.01	\$1,806.99	\$2,403.01	\$0.00	\$0.00	\$1,806.99	\$2,403.01	\$1,185.01	\$1,218.00
24501	VIDRIO Y PRODUCTOS DE VIDRIO	\$0.00	\$4,210.00	\$4,210.00	\$2,403.01	\$1,806.99	\$2,403.01	\$0.00	\$0.00	\$1,806.99	\$2,403.01	\$1,185.01	\$1,218.00
24600	MATERIAL ELÉCTRICO Y ELECTRÓNICO	\$346,368.79	\$74,715.00	\$421,083.79	\$251,331.35	\$169,752.44	\$251,331.35	\$0.00	\$0.00	\$169,752.44	\$251,331.35	\$251,196.79	\$134.56
24601	MATERIAL ELÉCTRICO Y ELECTRÓNICO	\$346,368.79	\$74,715.00	\$421,083.79	\$251,331.35	\$169,752.44	\$251,331.35	\$0.00	\$0.00	\$169,752.44	\$251,331.35	\$251,196.79	\$134.56
24700	ARTÍCULOS METÁLICOS PARA LA CONSTRUCCIÓN	\$79,274.71	\$217,116.12	\$296,390.83	\$234,998.63	\$61,392.20	\$234,998.63	\$0.00	\$0.00	\$61,392.20	\$234,998.63	\$234,211.88	\$786.75
24701	ARTÍCULOS METÁLICOS PARA LA CONSTRUCCIÓN	\$79,274.71	\$217,116.12	\$296,390.83	\$234,998.63	\$61,392.20	\$234,998.63	\$0.00	\$0.00	\$61,392.20	\$234,998.63	\$234,211.88	\$786.75
24800	MATERIALES COMPLEMENTARIOS	\$2,915.00	\$50,100.00	\$53,015.00	\$52,024.00	\$991.00	\$52,024.00	\$0.00	\$0.00	\$991.00	\$52,024.00	\$52,024.00	\$0.00
24801	MATERIALES COMPLEMENTARIOS	\$0.00	\$3,000.00	\$3,000.00	\$2,784.00	\$216.00	\$2,784.00	\$0.00	\$0.00	\$216.00	\$2,784.00	\$2,784.00	\$0.00
24803	ARBOLES Y PLANTAS DE ORNATO	\$2,915.00	\$47,100.00	\$50,015.00	\$49,240.00	\$775.00	\$49,240.00	\$0.00	\$0.00	\$775.00	\$49,240.00	\$49,240.00	\$0.00
24900	OTROS MATERIALES Y ARTICULOS DE CONSTRUCC.	\$421,616.84	\$293,328.40	\$714,945.24	\$627,057.02	\$87,888.22	\$627,057.02	\$0.00	\$0.00	\$87,888.22	\$627,057.02	\$533,831.37	\$93,225.85
24901	OTROS MATERIALES Y ARTICULOS DE CONSTRUCC.	\$421,616.84	\$293,328.40	\$714,945.24	\$627,057.02	\$87,888.22	\$627,057.02	\$0.00	\$0.00	\$87,888.22	\$627,057.02	\$533,831.37	\$93,225.85
25000	PRODUCTOS QUÍMICOS, FARMACÉUTICOS Y DE LAB	\$40,573.12	\$95,942.49	\$136,515.61	\$111,243.47	\$25,272.14	\$111,243.47	\$0.00	\$0.00	\$25,272.14	\$111,243.47	\$111,243.47	\$0.00
25200	FERTILIZANTES, PESTICIDAS Y OTROS AGROQUÍMIC	\$12,762.61	\$51,860.00	\$64,622.61	\$61,586.98	\$3,035.63	\$61,586.98	\$0.00	\$0.00	\$3,035.63	\$61,586.98	\$61,586.98	\$0.00
25201	FERTILIZANTES, PESTICIDAS Y OTROS AGROQUÍMIC	\$12,762.61	\$51,860.00	\$64,622.61	\$61,586.98	\$3,035.63	\$61,586.98	\$0.00	\$0.00	\$3,035.63	\$61,586.98	\$61,586.98	\$0.00
25300	MEDICINAS Y PRODUCTOS FARMACÉUTICOS	\$3,003.22	\$0.00	\$3,003.22	\$0.00	\$3,003.22	\$0.00	\$0.00	\$0.00	\$3,003.22	\$0.00	\$0.00	\$0.00
25301	MEDICINAS Y PRODUCTOS FARMACÉUTICOS	\$3,003.22	\$0.00	\$3,003.22	\$0.00	\$3,003.22	\$0.00	\$0.00	\$0.00	\$3,003.22	\$0.00	\$0.00	\$0.00
25400	MATERIALES, ACCESORIOS Y SUMINISTROS MÉDIC	\$24,807.29	\$36,084.49	\$60,891.78	\$42,348.49	\$18,543.29	\$42,348.49	\$0.00	\$0.00	\$18,543.29	\$42,348.49	\$42,348.49	\$0.00
25401	MATERIALES, ACCESORIOS Y SUMINISTROS MÉDIC	\$24,807.29	\$36,084.49	\$60,891.78	\$42,348.49	\$18,543.29	\$42,348.49	\$0.00	\$0.00	\$18,543.29	\$42,348.49	\$42,348.49	\$0.00
25600	FIBRAS SINTÉTICAS, HULES, PLÁSTICOS Y DERIVAD	\$0.00	\$3,248.00	\$3,248.00	\$3,248.00	\$0.00	\$3,248.00	\$0.00	\$0.00	\$0.00	\$3,248.00	\$3,248.00	\$0.00
25601	FIBRAS SINTÉTICAS, HULES, PLÁSTICOS Y DERIVAD	\$0.00	\$3,248.00	\$3,248.00	\$3,248.00	\$0.00	\$3,248.00	\$0.00	\$0.00	\$0.00	\$3,248.00	\$3,248.00	\$0.00
25900	OTROS PRODUCTOS QUÍMICOS	\$0.00	\$4,750.00	\$4,750.00	\$4,060.00	\$690.00	\$4,060.00	\$0.00	\$0.00	\$690.00	\$4,060.00	\$4,060.00	\$0.00
25901	OTROS PRODUCTOS QUÍMICOS	\$0.00	\$4,750.00	\$4,750.00	\$4,060.00	\$690.00	\$4,060.00	\$0.00	\$0.00	\$690.00	\$4,060.00	\$4,060.00	\$0.00
26000	COMBUSTIBLES, LUBRICANTES Y ADITIVOS	\$2,137,706.60	-\$273,116.72	\$1,864,589.88	\$819,205.66	\$1,045,384.22	\$819,205.66	\$0.00	\$0.00	\$1,045,384.22	\$819,205.66	\$766,298.62	\$52,907.04



Municipio de Rincón de Romos
AGUASCALIENTES
Estado del Ejercicio del Presupuesto por Fuente de Financiamiento Al 30/sep./2022

Objeto del Gasto	Unidad Administrativa	Aprobado	Ampliaciones / Reducciones	Presupuesto Vigente	Comprometido	Presupuesto Disponible para Comprometer	Devengado	Comprometido o No Devengado	Presupuesto Sin Devengar	Ejercido	Pagado	Cuentas por Pagar	
												Deuda	Deuda
26100	COMBUSTIBLES, LUBRICANTES Y ADITIVOS	\$2,137,706.60	-\$273,116.72	\$1,864,589.88	\$819,205.66	\$1,045,384.22	\$819,205.66	\$0.00	\$1,045,384.22	\$819,205.66	\$766,298.62	\$52,907.04	\$52,907.04
26101	COMBUSTIBLES, LUBRICANTES Y ADITIVOS	\$2,137,397.38	-\$273,116.72	\$1,864,280.66	\$819,205.66	\$1,045,075.00	\$819,205.66	\$0.00	\$1,045,075.00	\$819,205.66	\$766,298.62	\$52,907.04	\$52,907.04
26104	GAS	\$309.22	\$0.00	\$309.22	\$0.00	\$309.22	\$0.00	\$0.00	\$309.22	\$0.00	\$0.00	\$0.00	\$0.00
27000	VESTUARIO, BLANCOS, PRENDAS DE PROTECCIÓN Y	\$83,977.78	\$204,243.80	\$288,221.58	\$268,231.90	\$19,989.68	\$268,231.90	\$0.00	\$19,989.68	\$268,231.90	\$262,541.01	\$5,690.89	\$5,690.89
27100	VESTUARIO Y UNIFORMES	\$0.00	\$79,894.00	\$79,894.00	\$78,895.94	\$998.06	\$78,895.94	\$0.00	\$998.06	\$78,895.94	\$78,895.94	\$0.00	\$0.00
27101	VESTUARIO Y UNIFORMES	\$0.00	\$79,894.00	\$79,894.00	\$78,895.94	\$998.06	\$78,895.94	\$0.00	\$998.06	\$78,895.94	\$78,895.94	\$0.00	\$0.00
27200	PRENDAS DE SEGURIDAD Y PROTECCIÓN PERSONA/	\$31,214.80	\$17,976.00	\$49,190.80	\$37,167.21	\$12,023.59	\$37,167.21	\$0.00	\$12,023.59	\$37,167.21	\$31,476.32	\$5,690.89	\$5,690.89
27201	PRENDAS DE SEGURIDAD Y PROTECCIÓN PERSONA/	\$31,214.80	\$17,976.00	\$49,190.80	\$37,167.21	\$12,023.59	\$37,167.21	\$0.00	\$12,023.59	\$37,167.21	\$31,476.32	\$5,690.89	\$5,690.89
27300	ARTÍCULOS DEPORTIVOS	\$52,762.98	\$92,264.88	\$145,027.86	\$138,059.83	\$6,968.03	\$138,059.83	\$0.00	\$6,968.03	\$138,059.83	\$138,059.83	\$0.00	\$0.00
27301	ARTÍCULOS DEPORTIVOS	\$52,762.98	\$92,264.88	\$145,027.86	\$138,059.83	\$6,968.03	\$138,059.83	\$0.00	\$6,968.03	\$138,059.83	\$138,059.83	\$0.00	\$0.00
27400	PRODUCTOS TEXTILES	\$0.00	\$14,108.92	\$14,108.92	\$14,108.92	\$0.00	\$14,108.92	\$0.00	\$0.00	\$14,108.92	\$14,108.92	\$0.00	\$0.00
27401	PRODUCTOS TEXTILES	\$0.00	\$14,108.92	\$14,108.92	\$14,108.92	\$0.00	\$14,108.92	\$0.00	\$0.00	\$14,108.92	\$14,108.92	\$0.00	\$0.00
29000	HERRAMIENTAS, REFACCIONES Y ACCESORIOS MENORES	\$1,436,230.08	-\$218,317.28	\$1,217,912.80	\$590,541.21	\$627,371.59	\$590,541.21	\$0.00	\$627,371.59	\$590,541.21	\$584,684.66	\$5,856.55	\$5,856.55
29100	HERRAMIENTAS MENORES	\$140,176.12	-\$16,066.40	\$130,109.72	\$83,906.99	\$46,202.73	\$83,906.99	\$0.00	\$46,202.73	\$83,906.99	\$80,104.81	\$3,802.18	\$3,802.18
29101	HERRAMIENTAS MENORES	\$140,176.12	-\$16,066.40	\$130,109.72	\$83,906.99	\$46,202.73	\$83,906.99	\$0.00	\$46,202.73	\$83,906.99	\$80,104.81	\$3,802.18	\$3,802.18
29200	REFACCIONES Y ACCESORIOS MENORES DE EDIFIC	\$89,896.73	-\$12,427.67	\$77,469.06	\$56,303.63	\$21,165.43	\$56,303.63	\$0.00	\$21,165.43	\$56,303.63	\$56,303.62	\$0.01	\$0.01
29201	REFACCIONES Y ACCESORIOS MENORES DE EDIFIC	\$89,896.73	-\$12,427.67	\$77,469.06	\$56,303.63	\$21,165.43	\$56,303.63	\$0.00	\$21,165.43	\$56,303.63	\$56,303.62	\$0.01	\$0.01
29400	REFACCIONES Y ACCESORIOS MENORES DE EQUIP	\$110,911.53	\$56,176.55	\$167,088.08	\$70,231.95	\$96,856.13	\$70,231.95	\$0.00	\$96,856.13	\$70,231.95	\$70,231.95	\$0.00	\$0.00
29401	REFACCIONES Y ACCESORIOS MENORES DE EQUIP	\$110,911.53	\$56,176.55	\$167,088.08	\$70,231.95	\$96,856.13	\$70,231.95	\$0.00	\$96,856.13	\$70,231.95	\$70,231.95	\$0.00	\$0.00
29600	REFACCIONES Y ACCESORIOS MENORES DE EQUIP	\$1,051,898.43	-\$295,633.35	\$756,265.08	\$295,038.76	\$461,226.32	\$295,038.76	\$0.00	\$461,226.32	\$295,038.76	\$292,984.40	\$2,054.36	\$2,054.36
29601	REFACCIONES Y ACCESORIOS MENORES DE EQUIP	\$1,051,898.43	-\$295,633.35	\$756,265.08	\$295,038.76	\$461,226.32	\$295,038.76	\$0.00	\$461,226.32	\$295,038.76	\$292,984.40	\$2,054.36	\$2,054.36
29800	REFACCIONES Y ACCESORIOS MENORES DE MAQU	\$43,347.27	\$32,233.59	\$75,580.86	\$73,981.88	\$1,598.98	\$73,981.88	\$0.00	\$1,598.98	\$73,981.88	\$73,981.88	\$0.00	\$0.00
29801	REFACCIONES Y ACCESORIOS MENORES DE MAQU	\$43,347.27	\$32,233.59	\$75,580.86	\$73,981.88	\$1,598.98	\$73,981.88	\$0.00	\$1,598.98	\$73,981.88	\$73,981.88	\$0.00	\$0.00
29900	REFACCIONES Y ACCESORIOS MENORES OTROS BI	\$0.00	\$11,400.00	\$11,400.00	\$11,078.00	\$322.00	\$11,078.00	\$0.00	\$322.00	\$11,078.00	\$11,078.00	\$0.00	\$0.00
29901	REFACCIONES Y ACCESORIOS MENORES OTROS BI	\$0.00	\$11,400.00	\$11,400.00	\$11,078.00	\$322.00	\$11,078.00	\$0.00	\$322.00	\$11,078.00	\$11,078.00	\$0.00	\$0.00
30000	SERVICIOS GENERALES	\$18,577,531.46	-\$753,289.22	\$17,824,242.24	\$5,860,447.18	\$11,963,795.06	\$5,821,471.18	\$38,976.00	\$12,002,771.06	\$5,821,471.18	\$5,821,370.54	\$200,100.64	\$200,100.64
31000	SERVICIOS BÁSICOS	\$2,767,070.41	\$97,342.20	\$2,864,412.61	\$2,530,710.89	\$333,701.72	\$2,507,510.89	\$23,200.00	\$356,901.72	\$2,507,510.89	\$2,507,510.89	\$0.00	\$0.00
31100	ENERGÍA ELÉCTRICA	\$1,987.18	\$0.00	\$1,987.18	\$435.00	\$1,552.18	\$435.00	\$0.00	\$1,552.18	\$435.00	\$435.00	\$0.00	\$0.00
31101	ENERGÍA ELÉCTRICA	\$1,987.18	\$0.00	\$1,987.18	\$435.00	\$1,552.18	\$435.00	\$0.00	\$1,552.18	\$435.00	\$435.00	\$0.00	\$0.00
31200	GAS	\$660,199.11	\$2,000.00	\$662,199.11	\$574,113.89	\$288,085.22	\$574,113.89	\$0.00	\$288,085.22	\$574,113.89	\$574,113.89	\$0.00	\$0.00
31201	GAS	\$660,199.11	\$2,000.00	\$662,199.11	\$574,113.89	\$288,085.22	\$574,113.89	\$0.00	\$288,085.22	\$574,113.89	\$574,113.89	\$0.00	\$0.00



Municipio de Rincón de Romos
AGUASCALIENTES

Estado del Ejercicio del Presupuesto por Fuente de Financiamiento Al 30/sep./2022

Fecha y hora de Impresión: 10/oct./2022 11:59 a. m.

Usu: Cuentas
Rep: rptEstadoPresupuestoEgresos_FF

Objeto del Gasto	Aprobado	Ampliaciones / (Reducciones)	Presupuesto Vigente	Comprometido	Presupuesto Disponible para Comprometer	Devengado	Comprometid o No Devengado	Presupuesto Sin Devenegar	Ejercido	Pagado	Cuentas por Pagar	
											Deuda	Deuda
31300 AGUA	\$1,643,284.20	\$97,212.20	\$1,740,496.40	\$1,740,279.10	\$217.30	\$1,740,279.10	\$0.00	\$217.30	\$1,740,279.10	\$1,740,279.10	\$0.00	\$0.00
31301 AGUA	\$1,643,284.20	\$97,212.20	\$1,740,496.40	\$1,740,279.10	\$217.30	\$1,740,279.10	\$0.00	\$217.30	\$1,740,279.10	\$1,740,279.10	\$0.00	\$0.00
31400 TELEFONIA TRADICIONAL	\$142,243.40	-\$1,000.00	\$141,243.40	\$107,353.33	\$33,890.07	\$107,353.33	\$0.00	\$33,890.07	\$107,353.33	\$107,353.33	\$0.00	\$0.00
31401 TELEFONIA TRADICIONAL	\$142,243.40	-\$1,000.00	\$141,243.40	\$107,353.33	\$33,890.07	\$107,353.33	\$0.00	\$33,890.07	\$107,353.33	\$107,353.33	\$0.00	\$0.00
31700 SERVICIOS DE ACCESO DE INTERNET, REDES Y PRG	\$117,025.21	\$0.00	\$117,025.21	\$107,482.75	\$9,542.46	\$84,282.75	\$23,200.00	\$32,742.46	\$84,282.75	\$84,282.75	\$0.00	\$0.00
31701 SERVICIOS DE ACCESO DE INTERNET, REDES Y PRG	\$117,025.21	\$0.00	\$117,025.21	\$107,482.75	\$9,542.46	\$84,282.75	\$23,200.00	\$32,742.46	\$84,282.75	\$84,282.75	\$0.00	\$0.00
31800 SERVICIOS POSTALES Y TELEGRAFICOS	\$2,331.31	-\$870.00	\$1,461.31	\$1,046.82	\$414.49	\$1,046.82	\$0.00	\$414.49	\$1,046.82	\$1,046.82	\$0.00	\$0.00
31802 SERVICIOS DE PAQUETERIA Y MENSAJERIA	\$2,331.31	-\$870.00	\$1,461.31	\$1,046.82	\$414.49	\$1,046.82	\$0.00	\$414.49	\$1,046.82	\$1,046.82	\$0.00	\$0.00
32000 SERVICIOS DE ARRENDAMIENTO	\$995,251.52	-\$249,863.12	\$745,388.40	\$238,960.00	\$506,428.40	\$223,184.00	\$15,776.00	\$522,204.40	\$223,184.00	\$202,304.00	\$20,880.00	\$0.00
32300 ARRENDAMIENTO DE MOBILIARIO Y EQUIPO DE ADA	\$75,251.52	\$0.00	\$75,251.52	\$47,328.00	\$27,923.52	\$31,552.00	\$15,776.00	\$43,699.52	\$31,552.00	\$31,552.00	\$0.00	\$0.00
32301 ARRENDAMIENTO DE MOBILIARIO Y EQUIPO DE ADA	\$75,251.52	\$0.00	\$75,251.52	\$47,328.00	\$27,923.52	\$31,552.00	\$15,776.00	\$43,699.52	\$31,552.00	\$31,552.00	\$0.00	\$0.00
32400 ARRENDAMIENTO DE EQUIPO E INSTRUMENTAL ME	\$840,000.00	-\$368,151.12	\$471,848.88	\$0.00	\$471,848.88	\$0.00	\$0.00	\$471,848.88	\$0.00	\$0.00	\$0.00	\$0.00
32401 ARRENDAMIENTO DE EQUIPO E INSTRUMENTAL ME	\$840,000.00	-\$368,151.12	\$471,848.88	\$0.00	\$471,848.88	\$0.00	\$0.00	\$471,848.88	\$0.00	\$0.00	\$0.00	\$0.00
32500 ARRENDAMIENTO DE EQUIPO DE TRANSPORTE	\$0.00	\$45,288.00	\$45,288.00	\$45,240.00	\$48.00	\$45,240.00	\$0.00	\$48.00	\$45,240.00	\$45,240.00	\$0.00	\$0.00
32501 ARRENDAMIENTO DE EQUIPO DE TRANSPORTE	\$0.00	\$45,288.00	\$45,288.00	\$45,240.00	\$48.00	\$45,240.00	\$0.00	\$48.00	\$45,240.00	\$45,240.00	\$0.00	\$0.00
32600 ARRENDAMIENTO DE EQUIPO DE MAQUINARIA, OTROS EQUIPO.	\$80,000.00	\$73,000.00	\$153,000.00	\$146,392.00	\$6,608.00	\$146,392.00	\$0.00	\$6,608.00	\$146,392.00	\$125,512.00	\$20,880.00	\$0.00
32601 ARRENDAMIENTO DE MAQUINARIA, OTROS EQUIPO.	\$80,000.00	\$73,000.00	\$153,000.00	\$146,392.00	\$6,608.00	\$146,392.00	\$0.00	\$6,608.00	\$146,392.00	\$125,512.00	\$20,880.00	\$0.00
33000 SERVICIOS PROFESIONALES, CIENTIFICOS, TÉCNIC	\$186,319.54	-\$112,440.00	\$73,879.54	\$31,440.00	\$42,439.54	\$31,440.00	\$0.00	\$42,439.54	\$31,440.00	\$31,440.00	\$0.00	\$0.00
33100 SERVICIOS LEGALES, DE CONTABILIDAD, AUDITORI/	\$129,108.00	-\$14,000.00	\$115,108.00	\$0.00	\$115,108.00	\$0.00	\$0.00	\$115,108.00	\$0.00	\$0.00	\$0.00	\$0.00
33101 SERVICIOS LEGALES, DE CONTABILIDAD, AUDITORI/	\$129,108.00	-\$14,000.00	\$115,108.00	\$0.00	\$115,108.00	\$0.00	\$0.00	\$115,108.00	\$0.00	\$0.00	\$0.00	\$0.00
33200 SERVICIOS DE DISEÑO, ARQUITECTURA, INGENIERI/	\$40,205.94	\$0.00	\$40,205.94	\$12,880.00	\$27,325.94	\$12,880.00	\$0.00	\$27,325.94	\$12,880.00	\$12,880.00	\$0.00	\$0.00
33201 SERVICIOS DE DISEÑO, ARQUITECTURA, DE INGENII	\$40,205.94	\$0.00	\$40,205.94	\$12,880.00	\$27,325.94	\$12,880.00	\$0.00	\$27,325.94	\$12,880.00	\$12,880.00	\$0.00	\$0.00
33400 SERVICIOS DE CAPACITACIÓN	\$0.00	\$18,560.00	\$18,560.00	\$18,560.00	\$0.00	\$18,560.00	\$0.00	\$0.00	\$18,560.00	\$18,560.00	\$0.00	\$0.00
33401 SERVICIOS DE CAPACITACIÓN	\$0.00	\$18,560.00	\$18,560.00	\$18,560.00	\$0.00	\$18,560.00	\$0.00	\$0.00	\$18,560.00	\$18,560.00	\$0.00	\$0.00
33900 SERVICIOS PROFESIONALES, CIENTIFICOS Y TÉCNIC	\$17,005.60	-\$17,000.00	\$5.60	\$0.00	\$5.60	\$0.00	\$0.00	\$5.60	\$0.00	\$0.00	\$0.00	\$0.00
33901 SERVICIOS PROFESIONALES, CIENTIFICOS Y TÉCNIC	\$17,005.60	-\$17,000.00	\$5.60	\$0.00	\$5.60	\$0.00	\$0.00	\$5.60	\$0.00	\$0.00	\$0.00	\$0.00
34000 SERVICIOS FINANCIEROS, BANCARIOS Y COMERCIAI	\$411,610.26	\$26,622.94	\$438,233.20	\$369,457.32	\$68,775.88	\$369,457.32	\$0.00	\$68,775.88	\$369,457.32	\$369,457.32	\$0.00	\$0.00
34100 SERVICIOS FINANCIEROS Y BANCARIOS	\$75,000.00	\$40,900.00	\$115,900.00	\$84,532.42	\$31,367.58	\$84,532.42	\$0.00	\$31,367.58	\$84,532.42	\$84,532.42	\$0.00	\$0.00
34101 SERVICIOS FINANCIEROS Y BANCARIOS	\$75,000.00	\$40,900.00	\$115,900.00	\$84,532.42	\$31,367.58	\$84,532.42	\$0.00	\$31,367.58	\$84,532.42	\$84,532.42	\$0.00	\$0.00
34400 SEGUROS DE RESPONSABILIDAD PATRIMONIAL Y FI	\$12,726.36	-\$6,726.36	\$6,000.00	\$5,638.59	\$361.41	\$5,638.59	\$0.00	\$361.41	\$5,638.59	\$5,638.59	\$0.00	\$0.00
34401 SEGURO DE RESPONSABILIDAD PATRIMONIAL Y FIA	\$12,726.36	-\$6,726.36	\$6,000.00	\$5,638.59	\$361.41	\$5,638.59	\$0.00	\$361.41	\$5,638.59	\$5,638.59	\$0.00	\$0.00



Ucr: Curicued
Rep: rptEstPresupuestoEgresos_FF

Municipio de Rincón de Romos AGUASCALIENTES

Estado del Ejercicio del Presupuesto por Fuente de Financiamiento Al 30/sep./2022

Fecha y hora de Impresión | 10/oct./2022
11:59 a. m.

Unidad Administrativa		Presupuesto Disponible para Comprometer				Comprometido o No Devengado		Presupuesto Sin Devengar		Cuentas por Pagar	
Objeto del Gasto		Aprobado	Ampliaciones / (Reducciones)	Presupuesto Vigente	Comprometido	Devengado	Devengado	Ejercido	Pagado	Pagado	Deuda
34500	SEGURO DE BIENES PATRIMONIALES	\$323,883.90	-\$7,550.70	\$316,333.20	\$279,286.31	\$279,286.31	\$0.00	\$279,286.31	\$279,286.31	\$0.00	\$0.00
34501	SEGURO DE BIENES PATRIMONIALES	\$323,883.90	-\$7,550.70	\$316,333.20	\$279,286.31	\$279,286.31	\$0.00	\$279,286.31	\$279,286.31	\$0.00	\$0.00
35000	SERVICIOS DE INSTALACIÓN, REPARACIÓN, MANTE	\$1,557,784.92	-\$92,315.67	\$1,465,469.25	\$925,329.25	\$925,329.25	\$0.00	\$925,329.25	\$91,659.05	\$33,670.20	\$0.00
35100	CONSERVACIÓN Y MANTENIMIENTO MENOR DE INM	\$218,413.16	-\$43,292.30	\$175,120.86	\$93,787.19	\$93,787.19	\$0.00	\$93,787.19	\$93,787.19	\$0.00	\$0.00
35101	CONSERVACIÓN Y MANTENIMIENTO MENOR DE INM	\$218,413.16	-\$43,292.30	\$175,120.86	\$93,787.19	\$93,787.19	\$0.00	\$93,787.19	\$93,787.19	\$0.00	\$0.00
35200	INSTALACIÓN, REPARACIÓN Y MANTENIMIENTO DE	\$3,405.99	\$0.00	\$3,405.99	\$0.00	\$0.00	\$0.00	\$0.00	\$0.00	\$0.00	\$0.00
35201	INSTALACIÓN, REPARACIÓN Y MANTENIMIENTO DE	\$3,405.99	\$0.00	\$3,405.99	\$0.00	\$0.00	\$0.00	\$0.00	\$0.00	\$0.00	\$0.00
35300	INSTALACIÓN, REPARACIÓN Y MANTENIMIENTO DE	\$54,832.24	-\$14,818.00	\$40,014.24	\$3,378.00	\$3,378.00	\$0.00	\$3,378.00	\$3,378.00	\$0.00	\$0.00
35301	INSTALACIÓN, REPARACIÓN Y MANTENIMIENTO DE	\$54,832.24	-\$14,818.00	\$40,014.24	\$3,378.00	\$3,378.00	\$0.00	\$3,378.00	\$3,378.00	\$0.00	\$0.00
35500	REPARACIÓN Y MANTENIMIENTO DE EQUIPO DE TR	\$1,092,587.19	-\$35,126.00	\$1,057,461.19	\$738,281.42	\$738,281.42	\$0.00	\$738,281.42	\$731,211.22	\$7,070.20	\$0.00
35501	REPARACIÓN Y MANTENIMIENTO DE EQUIPO DE TR	\$1,092,587.19	-\$35,126.00	\$1,057,461.19	\$738,281.42	\$738,281.42	\$0.00	\$738,281.42	\$731,211.22	\$7,070.20	\$0.00
35700	INSTALACIÓN, REPARACIÓN Y MANTENIMIENTO DE	\$148,871.62	-\$12,044.17	\$136,827.45	\$61,543.84	\$61,543.84	\$0.00	\$61,543.84	\$34,943.84	\$26,600.00	\$0.00
35701	INSTALACIÓN, REPARACIÓN Y MANTENIMIENTO DE	\$148,871.62	-\$12,044.17	\$136,827.45	\$61,543.84	\$61,543.84	\$0.00	\$61,543.84	\$34,943.84	\$26,600.00	\$0.00
35900	SERVICIOS DE JARDINERÍA Y FUMIGACIÓN	\$39,674.72	\$12,964.80	\$52,639.52	\$28,338.80	\$28,338.80	\$0.00	\$28,338.80	\$28,338.80	\$0.00	\$0.00
35901	SERVICIOS DE JARDINERÍA Y FUMIGACIÓN	\$39,674.72	\$12,964.80	\$52,639.52	\$28,338.80	\$28,338.80	\$0.00	\$28,338.80	\$28,338.80	\$0.00	\$0.00
36000	SERVICIOS DE COMUNICACIÓN SOCIAL Y PUBLICIDA	\$16,035.68	\$30,625.36	\$46,661.04	\$43,185.36	\$43,185.36	\$0.00	\$43,185.36	\$43,185.36	\$0.00	\$0.00
36100	DIFUSIÓN POR RADIO, TELEVISIÓN Y OTROS MEDIO	\$16,035.68	\$6,000.00	\$22,035.68	\$18,560.00	\$18,560.00	\$0.00	\$18,560.00	\$18,560.00	\$0.00	\$0.00
36101	DIFUSIÓN POR RADIO, TELEVISIÓN Y OTROS MEDIO	\$16,035.68	\$6,000.00	\$22,035.68	\$18,560.00	\$18,560.00	\$0.00	\$18,560.00	\$18,560.00	\$0.00	\$0.00
36500	SERVICIOS DE LA INDUSTRIA FÍLMICA, DEL SONIDO	\$0.00	\$24,625.36	\$24,625.36	\$24,625.36	\$24,625.36	\$0.00	\$24,625.36	\$24,625.36	\$0.00	\$0.00
36501	SERVICIOS DE LA INDUSTRIA FÍLMICA, DEL SONIDO	\$0.00	\$24,625.36	\$24,625.36	\$24,625.36	\$24,625.36	\$0.00	\$24,625.36	\$24,625.36	\$0.00	\$0.00
37000	SERVICIOS DE TRASLADO Y VIÁTICOS	\$170,000.00	\$39,492.86	\$209,492.86	\$95,629.33	\$95,629.33	\$0.00	\$95,629.33	\$95,629.33	\$0.00	\$0.00
37100	PASAJES AÉREOS	\$100,000.00	-\$14,316.96	\$85,683.04	\$29,402.24	\$29,402.24	\$0.00	\$29,402.24	\$29,402.24	\$0.00	\$0.00
37101	PASAJES AÉREOS	\$100,000.00	-\$14,316.96	\$85,683.04	\$29,402.24	\$29,402.24	\$0.00	\$29,402.24	\$29,402.24	\$0.00	\$0.00
37200	PASAJES TERRESTRES	\$0.00	\$2,868.00	\$2,868.00	\$2,868.00	\$2,868.00	\$0.00	\$2,868.00	\$2,868.00	\$0.00	\$0.00
37201	PASAJES TERRESTRES	\$0.00	\$2,868.00	\$2,868.00	\$2,868.00	\$2,868.00	\$0.00	\$2,868.00	\$2,868.00	\$0.00	\$0.00
37500	VIÁTICOS EN EL PAIS	\$70,000.00	-\$6,378.01	\$63,621.99	\$29,167.25	\$29,167.25	\$0.00	\$29,167.25	\$29,167.25	\$0.00	\$0.00
37501	VIÁTICOS EN EL PAIS	\$70,000.00	-\$6,378.01	\$63,621.99	\$29,167.25	\$29,167.25	\$0.00	\$29,167.25	\$29,167.25	\$0.00	\$0.00
37502	ALIMENTOS NACIONALES	\$20,000.00	\$12,706.01	\$32,706.01	\$13,689.67	\$13,689.67	\$0.00	\$13,689.67	\$13,689.67	\$0.00	\$0.00
37800	SERVICIOS INTEGRALES DE TRASLADO Y VIÁTICOS	\$0.00	\$6,328.00	\$6,328.00	\$15,477.58	\$15,477.58	\$0.00	\$15,477.58	\$15,477.58	\$0.00	\$0.00
37801	SERVICIOS INTEGRALES DE TRASLADO Y VIÁTICOS	\$0.00	\$10,000.00	\$10,000.00	\$8,984.00	\$8,984.00	\$0.00	\$8,984.00	\$8,984.00	\$0.00	\$0.00
37900	OTROS SERVICIOS DE TRASLADO Y HOSPEDAJE	\$0.00	\$10,000.00	\$10,000.00	\$8,984.00	\$8,984.00	\$0.00	\$8,984.00	\$8,984.00	\$0.00	\$0.00
		\$0.00	\$47,319.83	\$47,319.83	\$25,207.84	\$25,207.84	\$0.00	\$25,207.84	\$25,207.84	\$0.00	\$0.00

Municipio de Rincón de Romos
AGUASCALIENTES
Estado del Ejercicio del Presupuesto por Fuente de Financiamiento Al 30/sep./2022

Fecha y hora de Impresión | 10/oct/2022 11:59 a. m.

Ustr. Cuquisol
Rep. rptEstadoPresupuestoEgresos_FF

Objeto del Gasto	Aprobado	Ampliaciones / (Reducciones)	Presupuesto Vigente	Presupuesto Disponible para Comprometer		Comprometido o No Devengado	Presupuesto Sin Devengar	Ejercido	Pagado	Cuentas por Pagar	
				Comprometido	Disponible para Comprometer					Devengado	Pagado
37901 OTROS SERVICIOS DE TRASLADO Y HOSPEDAJE	\$0.00	\$47,319.83	\$47,319.83	\$25,207.84	\$22,111.99	\$0.00	\$22,111.99	\$25,207.84	\$25,207.84	\$0.00	\$0.00
38000 SERVICIOS OFICIALES	\$12,211,030.14	-\$476,152.05	\$11,740,878.09	\$1,473,981.26	\$10,266,896.83	\$0.00	\$10,266,896.83	\$1,473,981.26	\$1,328,430.82	\$145,550.44	\$145,550.44
38200 GASTOS DE ORDEN SOCIAL Y CULTURAL	\$12,211,030.14	-\$556,695.03	\$11,654,335.11	\$1,412,791.28	\$10,241,543.83	\$0.00	\$10,241,543.83	\$1,412,791.28	\$1,267,240.84	\$145,550.44	\$145,550.44
38201 GASTOS DE ORDEN SOCIAL Y CULTURAL	\$12,211,030.14	-\$556,695.03	\$11,654,335.11	\$1,412,791.28	\$10,241,543.83	\$0.00	\$10,241,543.83	\$1,412,791.28	\$1,267,240.84	\$145,550.44	\$145,550.44
38500 GASTOS DE REPRESENTACIÓN	\$0.00	\$86,542.98	\$86,542.98	\$61,189.98	\$25,353.00	\$0.00	\$25,353.00	\$61,189.98	\$61,189.98	\$0.00	\$0.00
38501 GASTOS DE REPRESENTACIÓN	\$0.00	\$86,542.98	\$86,542.98	\$61,189.98	\$25,353.00	\$0.00	\$25,353.00	\$61,189.98	\$61,189.98	\$0.00	\$0.00
39000 OTROS SERVICIOS GENERALES	\$262,428.99	-\$22,681.74	\$239,827.25	\$151,753.77	\$88,073.48	\$0.00	\$88,073.48	\$151,753.77	\$151,753.77	\$0.00	\$0.00
39200 IMPUESTOS Y DERECHOS	\$162,882.61	\$6,108.96	\$168,991.57	\$84,234.03	\$84,757.54	\$0.00	\$84,757.54	\$84,234.03	\$84,234.03	\$0.00	\$0.00
39202 OTROS IMPUESTOS Y DERECHOS	\$162,882.61	\$6,108.96	\$168,991.57	\$84,234.03	\$84,757.54	\$0.00	\$84,757.54	\$84,234.03	\$84,234.03	\$0.00	\$0.00
39900 OTROS SERVICIOS GENERALES	\$99,546.38	-\$28,710.70	\$70,835.68	\$67,519.74	\$3,315.94	\$0.00	\$3,315.94	\$67,519.74	\$67,519.74	\$0.00	\$0.00
39903 ESTUDIO Y ANLAIS CLINICO PARA EL PERSONAL D	\$35,000.83	-\$11,710.70	\$23,290.13	\$22,340.72	\$949.41	\$0.00	\$949.41	\$22,340.72	\$22,340.72	\$0.00	\$0.00
39909 OTROS SERVICIOS GENERALES	\$64,545.55	-\$17,000.60	\$47,545.55	\$45,179.02	\$2,366.53	\$0.00	\$2,366.53	\$45,179.02	\$45,179.02	\$0.00	\$0.00
40000 TRANSFERENCIAS, ASIGNACIONES, SUBSIDIO	\$11,807,797.05	-\$303,036.91	\$11,504,758.14	\$7,021,066.46	\$4,483,691.68	\$0.00	\$4,483,691.68	\$7,021,066.46	\$7,011,988.46	\$9,078.00	\$9,078.00
44000 AYUDAS SOCIALES	\$11,807,797.05	-\$303,036.91	\$11,504,758.14	\$7,021,066.46	\$4,483,691.68	\$0.00	\$4,483,691.68	\$7,021,066.46	\$7,011,988.46	\$9,078.00	\$9,078.00
44100 AYUDAS SOCIALES A PERSONAS	\$11,323,153.05	-\$209,258.31	\$11,113,894.74	\$6,794,922.46	\$4,318,972.28	\$0.00	\$4,318,972.28	\$6,794,922.46	\$6,794,922.46	\$0.00	\$0.00
44103 AYUDAS A LA POBLACIÓN VULNERABLE	\$3,597,153.05	-\$146,448.04	\$3,450,705.01	\$2,151,763.12	\$1,298,941.89	\$0.00	\$1,298,941.89	\$2,151,763.12	\$2,151,763.12	\$0.00	\$0.00
44104 GASTOS RELACIONADOS CON ACTIVIDADES CULTU	\$1,726,000.00	-\$62,810.27	\$1,663,189.73	\$505,340.75	\$1,157,848.98	\$0.00	\$1,157,848.98	\$505,340.75	\$505,340.75	\$0.00	\$0.00
44106 SUBSIDIO AL IMPUESTO PREDIAL	\$2,500,000.00	\$0.00	\$2,500,000.00	\$1,815,593.65	\$684,406.35	\$0.00	\$684,406.35	\$1,815,593.65	\$1,815,593.65	\$0.00	\$0.00
44108 DESCUENTOS AUTORIZADOS	\$3,500,000.00	\$0.00	\$3,500,000.00	\$2,322,224.94	\$1,177,775.06	\$0.00	\$1,177,775.06	\$2,322,224.94	\$2,322,224.94	\$0.00	\$0.00
44200 BECAS Y OTRAS AYUDAS PARA PROGRAMAS DE CA	\$55,544.00	\$19,500.00	\$75,044.00	\$7,500.00	\$67,544.00	\$0.00	\$67,544.00	\$7,500.00	\$7,500.00	\$0.00	\$0.00
44201 BECAS Y OTRAS AYUDAS PARA PROGRAMAS DE CA	\$55,544.00	\$13,500.00	\$69,044.00	\$1,500.00	\$67,544.00	\$0.00	\$67,544.00	\$1,500.00	\$1,500.00	\$0.00	\$0.00
44202 PREMIOS, ESTÍMULOS, RECOMPENSAS, BECAS Y SE	\$0.00	\$6,000.00	\$6,000.00	\$6,000.00	\$0.00	\$0.00	\$0.00	\$6,000.00	\$6,000.00	\$0.00	\$0.00
44300 AYUDAS SOCIALES A INSTITUCIONES DE ENSEÑANZ	\$249,100.00	-\$145,196.60	\$103,903.40	\$35,100.00	\$68,803.40	\$0.00	\$68,803.40	\$35,100.00	\$35,100.00	\$0.00	\$0.00
44301 AYUDAS SOCIALES A INSTITUCIONES DE ENSEÑANZ	\$249,100.00	-\$145,196.60	\$103,903.40	\$35,100.00	\$68,803.40	\$0.00	\$68,803.40	\$35,100.00	\$35,100.00	\$0.00	\$0.00
44400 AYUDAS SOCIALES A ACTIVIDADES CIENTÍFICAS O F	\$0.00	\$40,000.00	\$40,000.00	\$16,000.00	\$24,000.00	\$0.00	\$24,000.00	\$16,000.00	\$16,000.00	\$0.00	\$0.00
44401 AYUDAS SOCIALES A ACTIVIDADES CIENTÍFICAS O F	\$0.00	\$40,000.00	\$40,000.00	\$16,000.00	\$24,000.00	\$0.00	\$24,000.00	\$16,000.00	\$16,000.00	\$0.00	\$0.00
44500 AYUDAS SOCIALES A INSTITUCIONES SIN FINES DE	\$180,000.00	-\$17,164.00	\$162,836.00	\$158,466.00	\$4,370.00	\$0.00	\$4,370.00	\$158,466.00	\$158,466.00	\$0.00	\$0.00
44501 AYUDAS SOCIALES A INSTITUCIONES SIN FINES DE	\$180,000.00	-\$17,164.00	\$162,836.00	\$158,466.00	\$4,370.00	\$0.00	\$4,370.00	\$158,466.00	\$158,466.00	\$0.00	\$0.00
44700 AYUDAS SOCIALES A ENTIDADES DE INTERÉS PÚBL	\$0.00	\$9,080.00	\$9,080.00	\$9,078.00	\$2.00	\$0.00	\$2.00	\$9,078.00	\$9,078.00	\$0.00	\$0.00
44701 AYUDAS SOCIALES A ENTIDADES DE INTERÉS PÚBL	\$0.00	\$9,080.00	\$9,080.00	\$9,078.00	\$2.00	\$0.00	\$2.00	\$9,078.00	\$9,078.00	\$0.00	\$0.00
50000 BIENES MUEBLES, INMUEBLES E INTANGIBLE	\$400,742.81	\$107,897.12	\$508,639.93	\$302,849.04	\$205,790.89	\$0.00	\$205,790.89	\$302,849.04	\$283,849.04	\$9,000.00	\$9,000.00

Municipio de Rincón de Romos
AGUASCALIENTES

Estado del Ejercicio del Presupuesto por Fuente de Financiamiento Al 30/sep./2022

Fecha y hora de Impresión | 10/oct./2022 | 11:59 a. m.



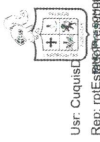
Ustr. Cuquisol
Rep: rptEstadoPresupuestoEgresos_FF

Objeto del Gasto	Presupuesto Disponible para Comprometer				Comprometido o No Devengado		Presupuesto Sin Devengar		Cuentas por Pagar Deuda	
	Aprobado	Ampliaciones / (Reducciones)	Presupuesto Vigente	Comprometido	Devengado	o No Devengado	Devengado	Ejercido	Pagado	
51000 MOBILIARIO Y EQUIPO DE ADMINISTRACIÓN	\$222,671.82	\$6,181.94	\$228,853.76	\$102,970.60	\$125,883.16	\$0.00	\$102,970.60	\$102,970.60	\$93,970.60	\$9,000.00
51500 EQUIPO DE CÓMPUTO Y DE TECNOLOGÍAS DE LA IN	\$215,840.16	-\$14,718.06	\$201,122.10	\$80,429.76	\$120,692.34	\$0.00	\$80,429.76	\$80,429.76	\$71,429.76	\$9,000.00
51501 EQUIPO DE CÓMPUTO Y DE TECNOLOGÍAS DE LA IN	\$215,840.16	-\$14,718.06	\$201,122.10	\$80,429.76	\$120,692.34	\$0.00	\$80,429.76	\$80,429.76	\$71,429.76	\$9,000.00
51900 OTROS MOBILIARIOS Y EQUIPOS DE ADMINISTRACI	\$6,831.66	\$20,900.00	\$27,731.66	\$22,540.84	\$5,190.82	\$0.00	\$22,540.84	\$22,540.84	\$22,540.84	\$0.00
51901 OTROS MOBILIARIOS Y EQUIPOS DE ADMINISTRACI	\$0.00	\$22,900.00	\$22,900.00	\$22,540.84	\$359.16	\$0.00	\$22,540.84	\$22,540.84	\$22,540.84	\$0.00
51902 OTROS EQUIPOS DE ADMINISTRACION Y PRODUCCI	\$6,831.66	-\$2,000.00	\$4,831.66	\$0.00	\$4,831.66	\$0.00	\$0.00	\$0.00	\$0.00	\$0.00
52000 MOBILIARIO Y EQUIPO EDUCACIONAL Y RECREATIV	\$0.00	\$82,179.99	\$82,179.99	\$81,997.99	\$182.00	\$0.00	\$81,997.99	\$81,997.99	\$81,997.99	\$0.00
52100 EQUIPOS Y APARATOS AUDIOVISUALES	\$0.00	\$17,179.99	\$17,179.99	\$17,179.99	\$0.00	\$0.00	\$17,179.99	\$17,179.99	\$17,179.99	\$0.00
52101 EQUIPOS Y APARATOS AUDIOVISUALES	\$0.00	\$17,179.99	\$17,179.99	\$17,179.99	\$0.00	\$0.00	\$17,179.99	\$17,179.99	\$17,179.99	\$0.00
52300 CÁMARAS FOTOGRAFICAS Y DE VIDEO	\$0.00	\$65,000.00	\$65,000.00	\$64,818.00	\$182.00	\$0.00	\$64,818.00	\$64,818.00	\$64,818.00	\$0.00
52301 CÁMARAS FOTOGRAFICAS Y DE VIDEO	\$0.00	\$65,000.00	\$65,000.00	\$64,818.00	\$182.00	\$0.00	\$64,818.00	\$64,818.00	\$64,818.00	\$0.00
56000 MAQUINARIA, OTROS EQUIPOS Y HERRAMIENTAS	\$165,796.19	\$19,535.19	\$185,331.38	\$117,880.45	\$67,450.93	\$0.00	\$117,880.45	\$117,880.45	\$117,880.45	\$0.00
56400 SISTEMAS DE AIRE ACONDICIONADO, CALEFACCIO	\$0.00	\$23,780.00	\$23,780.00	\$23,780.00	\$0.00	\$0.00	\$23,780.00	\$23,780.00	\$23,780.00	\$0.00
56401 SISTEMAS DE AIRE ACONDICIONADO, CALEFACCIO	\$0.00	\$23,780.00	\$23,780.00	\$23,780.00	\$0.00	\$0.00	\$23,780.00	\$23,780.00	\$23,780.00	\$0.00
56700 HERRAMIENTAS Y MÁQUINAS-HERRAMIENTA	\$8,253.69	\$49,341.00	\$57,594.69	\$49,100.48	\$8,494.21	\$0.00	\$49,100.48	\$49,100.48	\$49,100.48	\$0.00
56701 HERRAMIENTAS Y MÁQUINA-HERRAMIENTA	\$8,253.69	\$49,341.00	\$57,594.69	\$49,100.48	\$8,494.21	\$0.00	\$49,100.48	\$49,100.48	\$49,100.48	\$0.00
56900 OTROS EQUIPOS	\$157,542.50	-\$63,685.81	\$103,956.69	\$44,999.97	\$58,956.72	\$0.00	\$44,999.97	\$44,999.97	\$44,999.97	\$0.00
56901 OTROS EQUIPOS	\$0.00	\$45,000.00	\$45,000.00	\$44,999.97	\$0.03	\$0.00	\$44,999.97	\$44,999.97	\$44,999.97	\$0.00
56902 MAQUINARIA Y EQUIPO DIVERSO	\$157,542.50	-\$68,685.81	\$58,956.69	\$0.00	\$58,956.69	\$0.00	\$0.00	\$0.00	\$0.00	\$0.00
59000 ACTIVOS INTANGIBLES	\$12,274.80	\$0.00	\$12,274.80	\$0.00	\$12,274.80	\$0.00	\$0.00	\$0.00	\$0.00	\$0.00
59100 SOFTWARE	\$12,274.80	\$0.00	\$12,274.80	\$0.00	\$12,274.80	\$0.00	\$0.00	\$0.00	\$0.00	\$0.00
59101 SOFTWARE	\$12,274.80	\$0.00	\$12,274.80	\$0.00	\$12,274.80	\$0.00	\$0.00	\$0.00	\$0.00	\$0.00
80000 PARTICIPACIONES Y APORTACIONES	\$8,000,000.00	\$0.00	\$8,000,000.00	\$0.00	\$8,000,000.00	\$0.00	\$0.00	\$0.00	\$0.00	\$0.00
85000 CONVENIOS	\$8,000,000.00	\$0.00	\$8,000,000.00	\$0.00	\$8,000,000.00	\$0.00	\$0.00	\$0.00	\$0.00	\$0.00
85300 OTROS CONVENIOS	\$8,000,000.00	\$0.00	\$8,000,000.00	\$0.00	\$8,000,000.00	\$0.00	\$0.00	\$0.00	\$0.00	\$0.00
85301 OTROS CONVENIOS	\$8,000,000.00	\$0.00	\$8,000,000.00	\$0.00	\$8,000,000.00	\$0.00	\$0.00	\$0.00	\$0.00	\$0.00
INGRESOS PROPIOS 2022	\$45,686,275.89	\$0.00	\$45,686,275.89	\$17,768,406.53	\$27,897,869.36	\$57,985.06	\$17,730,421.47	\$17,730,421.47	\$17,073,646.36	\$656,775.11
1103 5 % al Millar 2022										
50000 BIENES MUEBLES, INMUEBLES E INTANGIBLE	\$0.00	\$73,944.18	\$73,944.18	\$0.00	\$73,944.18	\$0.00	\$0.00	\$0.00	\$0.00	\$0.00
54000 VEHICULOS Y EQUIPO DE TRANSPORTE	\$0.00	\$73,944.18	\$73,944.18	\$0.00	\$73,944.18	\$0.00	\$0.00	\$0.00	\$0.00	\$0.00

Municipio de Rincón de Romos
AGUASCALIENTES

Estado del Ejercicio del Presupuesto por Fuente de Financiamiento Al 30/sep./2022

Fecha y hora de Impresión | 10/oct./2022
11:59 a. m.



Ustr: Cuquillo
Rep: rptEstadoPresupuestoEgresos_FF

Objeto del Gasto	Presupuesto Disponible para Comprometer				Comprometido		Presupuesto Sin Devengar		Cuentas por Pagar Deuda	
	Aprobado	Ampliaciones / (Reducciones)	Presupuesto Vigente	Disponible para Comprometer	Devengado	Comprometid o No Devengado	Devengado	Ejercido	Pagado	
54100 VEHICULOS Y EQUIPO TERRESTRE	\$0.00	\$73,944.18	\$73,944.18	\$0.00	\$0.00	\$0.00	\$0.00	\$0.00	\$0.00	\$0.00
54101 VEHICULOS Y EQUIPO TERRESTRE	\$0.00	\$73,944.18	\$73,944.18	\$0.00	\$0.00	\$0.00	\$0.00	\$0.00	\$0.00	\$0.00
5 % al Millar 2022	\$0.00	\$73,944.18	\$73,944.18	\$0.00	\$0.00	\$0.00	\$0.00	\$0.00	\$0.00	\$0.00
1501 PARTICIPACIONES FEDERALES 2022										
10000 SERVICIOS PERSONALES	\$85,804,871.01	\$0.00	\$85,804,871.01	\$82,077,968.53	\$55,258,624.83	\$26,819,343.00	\$30,546,246.18	\$55,258,624.83	\$55,258,624.83	\$0.00
11000 REMUNERACIONES AL PERSONAL DE CARÁCTER PE	\$58,029,484.16	-\$287,974.83	\$57,741,509.33	\$57,741,509.33	\$0.00	\$16,493,837.00	\$16,493,837.83	\$41,247,671.50	\$41,247,671.50	\$0.00
11300 SUELDOS BASE AL PERSONAL PERMANENTE	\$58,029,484.16	-\$287,974.83	\$57,741,509.33	\$57,741,509.33	\$0.00	\$16,493,837.00	\$16,493,837.83	\$41,247,671.50	\$41,247,671.50	\$0.00
11301 SUELDOS BASE AL PERSONAL PERMANENTE	\$58,029,484.16	-\$287,974.83	\$57,741,509.33	\$57,741,509.33	\$0.00	\$16,493,837.00	\$16,493,837.83	\$41,247,671.50	\$41,247,671.50	\$0.00
13000 REMUNERACIONES ADICIONALES Y ESPECIALES	\$13,504,370.17	\$189,085.74	\$13,693,455.91	\$13,687,851.99	\$5,603.92	\$9,806,691.15	\$9,812,295.07	\$3,881,160.84	\$3,881,160.84	\$0.00
13100 PRIMAS POR AÑOS DE SERVICIOS EFECTIVOS PRES	\$661,565.13	-\$31,545.86	\$630,019.27	\$630,019.27	\$0.00	\$258,350.29	\$258,350.29	\$571,668.98	\$571,668.98	\$0.00
13101 PRIMA QUINQUENAL POR AÑOS DE SERVICIOS EFEC	\$661,565.13	-\$31,545.86	\$630,019.27	\$630,019.27	\$0.00	\$258,350.29	\$258,350.29	\$571,668.98	\$571,668.98	\$0.00
13200 PRIMAS DE VACACIONES, DOMINICAL Y GRATIFICAC	\$12,529,505.04	-\$1,711,044.87	\$10,818,460.17	\$10,812,856.25	\$5,603.92	\$9,317,269.74	\$9,322,873.66	\$1,495,586.51	\$1,495,586.51	\$0.00
13201 PRIMA VACACIONAL	\$964,361.19	\$593,953.82	\$1,558,315.01	\$1,552,715.09	\$5,599.92	\$956,187.11	\$961,787.03	\$596,527.98	\$596,527.98	\$0.00
13202 PRIMA SABATINA Y DOMINICAL	\$36,050.00	\$97,414.76	\$133,464.76	\$133,464.76	\$0.00	\$0.00	\$0.00	\$133,464.76	\$133,464.76	\$0.00
13203 AGUINALDO	\$11,498,193.85	-\$2,566,554.62	\$8,901,639.23	\$8,901,639.23	\$0.00	\$8,361,082.63	\$8,361,082.63	\$540,556.60	\$540,556.60	\$0.00
13205 VACACIONES NO DISFRUTADAS POR FINIQUITO	\$30,900.00	\$194,141.17	\$225,041.17	\$225,037.17	\$4.00	\$0.00	\$4.00	\$225,037.17	\$225,037.17	\$0.00
13300 HORAS EXTRAORDINARIAS	\$0.00	\$1,000,908.48	\$1,000,908.48	\$1,000,908.48	\$0.00	\$0.00	\$0.00	\$1,000,908.48	\$1,000,908.48	\$0.00
13301 HORAS EXTRAORDINARIAS	\$0.00	\$1,000,908.48	\$1,000,908.48	\$1,000,908.48	\$0.00	\$0.00	\$0.00	\$1,000,908.48	\$1,000,908.48	\$0.00
13400 COMPENSACIONES	\$113,300.00	\$930,767.99	\$1,044,067.99	\$1,044,067.99	\$0.00	\$812,996.87	\$231,071.12	\$812,996.87	\$812,996.87	\$0.00
13401 COMPENSACIONES	\$113,300.00	\$930,767.99	\$1,044,067.99	\$1,044,067.99	\$0.00	\$812,996.87	\$231,071.12	\$812,996.87	\$812,996.87	\$0.00
14000 SEGURIDAD SOCIAL	\$11,227,000.00	-\$35,391.30	\$11,191,608.70	\$8,255,293.71	\$2,936,314.99	\$0.00	\$2,936,314.99	\$8,255,293.71	\$8,255,293.71	\$0.00
14100 APORTACIONES DE SEGURIDAD SOCIAL	\$10,300,000.00	-\$35,391.30	\$10,264,608.70	\$7,707,901.08	\$2,556,707.62	\$0.00	\$2,556,707.62	\$7,707,901.08	\$7,707,901.08	\$0.00
14101 CUOTAS AL INSS	\$5,665,000.00	-\$35,391.30	\$5,629,608.70	\$3,891,906.99	\$1,737,701.71	\$0.00	\$1,737,701.71	\$3,891,906.99	\$3,891,906.99	\$0.00
14103 FONDO DE PRESTACIONES ECONÓMICAS	\$4,635,000.00	\$0.00	\$4,635,000.00	\$3,815,994.09	\$819,005.91	\$0.00	\$819,005.91	\$3,815,994.09	\$3,815,994.09	\$0.00
14200 APORTACIONES A FONDOS DE VIVIENDA	\$412,000.00	\$0.00	\$412,000.00	\$255,429.33	\$156,570.67	\$0.00	\$156,570.67	\$255,429.33	\$255,429.33	\$0.00
14203 APORTACIONES A FONDOS DE VIVIENDA ISSSPEA	\$412,000.00	\$0.00	\$412,000.00	\$255,429.33	\$156,570.67	\$0.00	\$156,570.67	\$255,429.33	\$255,429.33	\$0.00
14300 APORTACIONES AL SISTEMA PARA EL RETIRO	\$515,000.00	\$0.00	\$515,000.00	\$291,963.30	\$223,036.70	\$0.00	\$223,036.70	\$291,963.30	\$291,963.30	\$0.00
14302 CUOTAS PARA EL SISTEMA DE AHORRO PARA EL RI	\$515,000.00	\$0.00	\$515,000.00	\$291,963.30	\$223,036.70	\$0.00	\$223,036.70	\$291,963.30	\$291,963.30	\$0.00
15000 OTRAS PRESTACIONES SOCIALES Y ECONÓMICAS	\$3,044,016.68	-\$186,327.07	\$2,857,689.61	\$2,187,213.50	\$670,476.11	\$518,814.72	\$1,189,290.83	\$1,668,398.78	\$1,668,398.78	\$0.00
15100 CUOTAS PARA EL FONDO DE AHORRO Y FONDO DE	\$618,000.00	\$0.00	\$618,000.00	\$395,145.82	\$222,854.18	\$0.00	\$222,854.18	\$395,145.82	\$395,145.82	\$0.00

Municipio de Rincón de Romos AGUASCALIENTES

Estado del Ejercicio del Presupuesto por Fuente de Financiamiento Al 30/sep./2022

Fecha y hora de Impresión | 10/oct./2022
11:59 a. m.



Usr: Cuquilit
Rep: rptEstadoPresupuestoEgresos_FF

Objeto del Gasto	Unidad Administrativa	Presupuesto Disponible para Comprometer				Comprometido o Devengado		Presupuesto Sin Devengar		Cuentas por Pagar Deuda	
		Aprobado	Ampliaciones / (Reducciones)	Presupuesto Vigente	Comprometido	Devengado	Devengado	Presupuesto Sin Devengar	Ejercido	Pagado	
15101 FONDO DE AHORRO		\$618,000.00	\$0.00	\$618,000.00	\$395,145.82	\$395,145.82	\$222,854.18	\$395,145.82	\$395,145.82	\$0.00	
15200 INDEMNIZACIONES		\$515,000.00	-\$56,902.67	\$458,097.33	\$41,999.40	\$41,999.40	\$416,097.93	\$41,999.40	\$41,999.40	\$0.00	
15201 INDEMNIZACIONES POR RETIRO		\$515,000.00	-\$56,902.67	\$458,097.33	\$41,999.40	\$41,999.40	\$416,097.93	\$41,999.40	\$41,999.40	\$0.00	
15400 PRESTACIONES CONTRACTUALES		\$1,429,322.76	-\$171,634.05	\$1,257,688.71	\$1,257,688.71	\$869,102.67	\$388,586.04	\$869,102.67	\$869,102.67	\$0.00	
15401 APOYO DE TRANSPORTE		\$477,367.92	-\$58,138.35	\$419,229.57	\$419,229.57	\$289,700.89	\$129,528.68	\$289,700.89	\$289,700.89	\$0.00	
15402 APOYO DE RENTA		\$474,586.92	-\$55,357.35	\$419,229.57	\$419,229.57	\$289,700.89	\$129,528.68	\$289,700.89	\$289,700.89	\$0.00	
15403 BONO DE DESPENSA		\$477,367.92	-\$58,138.35	\$419,229.57	\$419,229.57	\$289,700.89	\$129,528.68	\$289,700.89	\$289,700.89	\$0.00	
15900 OTRAS PRESTACIONES SOCIALES Y ECONÓMICAS		\$481,693.92	\$42,209.65	\$523,903.57	\$492,379.57	\$362,150.89	\$161,752.68	\$362,150.89	\$362,150.89	\$0.00	
15901 SERVICIOS DE ESTANCIA DE BIENESTAR INFANTIL		\$4,326.00	\$96,848.00	\$101,174.00	\$69,650.00	\$69,650.00	\$31,524.00	\$69,650.00	\$69,650.00	\$0.00	
15903 OTRAS PRESTACIONES ESTABLECIDAS EN ACUERD		\$477,367.92	-\$54,638.35	\$422,729.57	\$422,729.57	\$292,500.89	\$130,228.68	\$292,500.89	\$292,500.89	\$0.00	
16000 PREVISIONES		\$0.00	\$113,107.46	\$113,107.46	\$0.00	\$0.00	\$113,107.46	\$0.00	\$0.00	\$0.00	
16100 PREVISIONES DE CARÁCTER LABORAL, ECONÓMICA/		\$0.00	\$113,107.46	\$113,107.46	\$0.00	\$0.00	\$113,107.46	\$0.00	\$0.00	\$0.00	
16101 PREVISIONES DE CARÁCTER LABORAL, ECONÓMICA/		\$0.00	\$113,107.46	\$113,107.46	\$0.00	\$0.00	\$113,107.46	\$0.00	\$0.00	\$0.00	
17000 PAGO DE ESTÍMULOS A SERVIDORES PÚBLICOS		\$0.00	\$207,500.00	\$207,500.00	\$206,100.00	\$206,100.00	\$1,400.00	\$206,100.00	\$206,100.00	\$0.00	
17100 ESTÍMULOS		\$0.00	\$207,500.00	\$207,500.00	\$206,100.00	\$206,100.00	\$1,400.00	\$206,100.00	\$206,100.00	\$0.00	
17103 ESTÍMULOS AL PERSONAL		\$0.00	\$207,500.00	\$207,500.00	\$206,100.00	\$206,100.00	\$1,400.00	\$206,100.00	\$206,100.00	\$0.00	
20000 MATERIALES Y SUMINISTROS		\$8,406,166.56	\$2,606,044.00	\$11,012,210.56	\$2,729,000.55	\$2,723,400.56	\$5,599.99	\$8,288,810.00	\$2,723,400.56	\$118,304.43	
21000 MATERIALES DE ADMINISTRACIÓN, EMISIÓN DE DOC		\$0.00	\$1,044.00	\$1,044.00	\$1,044.00	\$1,044.00	\$0.00	\$1,044.00	\$1,044.00	\$0.00	
21500 MATERIAL IMPRESO E INFORMACIÓN DIGITAL		\$0.00	\$1,044.00	\$1,044.00	\$1,044.00	\$1,044.00	\$0.00	\$1,044.00	\$1,044.00	\$0.00	
21501 MATERIAL IMPRESO E INFORMACIÓN DIGITAL		\$0.00	\$1,044.00	\$1,044.00	\$1,044.00	\$1,044.00	\$0.00	\$1,044.00	\$1,044.00	\$0.00	
24000 MATERIALES Y ARTÍCULOS DE CONSTRUCCIÓN Y DE		\$5,159,488.96	\$2,205,000.00	\$7,364,488.96	\$515,737.56	\$515,737.56	\$6,848,751.40	\$515,737.56	\$515,737.56	\$0.00	
24100 PRODUCTOS MINERALES NO METÁLICOS		\$0.00	\$616,000.00	\$616,000.00	\$116,000.00	\$116,000.00	\$500,000.00	\$116,000.00	\$116,000.00	\$0.00	
24101 PRODUCTOS MINERALES NO METÁLICOS		\$0.00	\$616,000.00	\$616,000.00	\$116,000.00	\$116,000.00	\$500,000.00	\$116,000.00	\$116,000.00	\$0.00	
24200 CEMENTO Y PRODUCTOS DE CONCRETO		\$0.00	\$605,000.00	\$605,000.00	\$0.00	\$0.00	\$605,000.00	\$0.00	\$0.00	\$0.00	
24201 CEMENTO Y PRODUCTOS DE CONCRETO		\$0.00	\$605,000.00	\$605,000.00	\$0.00	\$0.00	\$605,000.00	\$0.00	\$0.00	\$0.00	
24400 MADERA Y PRODUCTOS DE MADERA		\$0.00	\$23,084.00	\$23,084.00	\$23,084.00	\$23,084.00	\$0.00	\$23,084.00	\$23,084.00	\$0.00	
24401 MADERA Y PRODUCTOS DE MADERA		\$0.00	\$23,084.00	\$23,084.00	\$23,084.00	\$23,084.00	\$0.00	\$23,084.00	\$23,084.00	\$0.00	
24600 MATERIAL ELÉCTRICO Y ELECTRÓNICO		\$4,641,144.68	\$50,000.00	\$4,691,144.68	\$0.00	\$0.00	\$4,691,144.68	\$0.00	\$0.00	\$0.00	
24601 MATERIAL ELÉCTRICO Y ELECTRÓNICO		\$4,641,144.68	\$50,000.00	\$4,691,144.68	\$0.00	\$0.00	\$4,691,144.68	\$0.00	\$0.00	\$0.00	
24700 ARTÍCULOS METÁLICOS PARA LA CONSTRUCCIÓN		\$0.00	\$635,216.00	\$635,216.00	\$35,216.00	\$35,216.00	\$600,000.00	\$35,216.00	\$35,216.00	\$0.00	
24701 ARTÍCULOS METÁLICOS PARA LA CONSTRUCCIÓN		\$0.00	\$635,216.00	\$635,216.00	\$35,216.00	\$35,216.00	\$600,000.00	\$35,216.00	\$35,216.00	\$0.00	

Municipio de Rincón de Romos AGUASCALIENTES

Estado del Ejercicio del Presupuesto por Fuente de Financiamiento Al 30/sep./2022

Fecha y hora de Impresión | 10/oct./2022
11:59 a. m.



Ustr: Cuquist
Rep: rptEstadoPresupuestoEgresos_FF

Objeto del Gasto	Unidad Administrativa	Aprobado	Ampliaciones / (Reducciones)	Presupuesto Vigiente	Comprometido	Presupuesto Disponible para Comprometer	Devengado	Comprometido o No Devengado	Presupuesto Sin Devenegar	Ejercido	Pagado	Cuentas por Pagar	Deuda
24900	OTROS MATERIALES Y ARTÍCULOS DE CONSTRUCC	\$518,344.28	\$275,700.00	\$794,044.28	\$341,437.56	\$452,606.72	\$341,437.56	\$0.00	\$452,606.72	\$341,437.56	\$341,437.56	\$0.00	\$0.00
24901	OTROS MATERIALES Y ARTÍCULOS DE CONSTRUCC	\$518,344.28	\$275,700.00	\$794,044.28	\$341,437.56	\$452,606.72	\$341,437.56	\$0.00	\$452,606.72	\$341,437.56	\$341,437.56	\$0.00	\$0.00
26000	COMBUSTIBLES, LUBRICANTES Y ADITIVOS	\$1,996,971.64	\$0.00	\$1,996,971.64	\$1,615,491.40	\$381,480.24	\$1,615,491.40	\$0.00	\$381,480.24	\$1,615,491.40	\$1,543,625.21	\$71,866.19	\$71,866.19
26100	COMBUSTIBLES, LUBRICANTES Y ADITIVOS	\$1,996,971.64	\$0.00	\$1,996,971.64	\$1,615,491.40	\$381,480.24	\$1,615,491.40	\$0.00	\$381,480.24	\$1,615,491.40	\$1,543,625.21	\$71,866.19	\$71,866.19
26101	COMBUSTIBLES, LUBRICANTES Y ADITIVOS	\$1,996,971.64	\$0.00	\$1,996,971.64	\$1,615,491.40	\$381,480.24	\$1,615,491.40	\$0.00	\$381,480.24	\$1,615,491.40	\$1,543,625.21	\$71,866.19	\$71,866.19
29000	HERRAMIENTAS, REFACCIONES Y ACCESORIOS MEN	\$1,249,705.96	\$400,000.00	\$1,649,705.96	\$596,727.59	\$1,052,978.37	\$591,127.60	\$5,599.99	\$1,058,578.36	\$591,127.60	\$544,689.36	\$46,438.24	\$46,438.24
29100	HERRAMIENTAS MENORES	\$0.00	\$100,000.00	\$100,000.00	\$0.00	\$100,000.00	\$0.00	\$0.00	\$100,000.00	\$0.00	\$0.00	\$0.00	\$0.00
29101	HERRAMIENTAS MENORES	\$0.00	\$100,000.00	\$100,000.00	\$0.00	\$100,000.00	\$0.00	\$0.00	\$100,000.00	\$0.00	\$0.00	\$0.00	\$0.00
29200	REFACCIONES Y ACCESORIOS MENORES DE EDIFIC	\$0.00	\$100,000.00	\$100,000.00	\$0.00	\$100,000.00	\$0.00	\$0.00	\$100,000.00	\$0.00	\$0.00	\$0.00	\$0.00
29201	REFACCIONES Y ACCESORIOS MENORES DE EDIFIC	\$0.00	\$100,000.00	\$100,000.00	\$0.00	\$100,000.00	\$0.00	\$0.00	\$100,000.00	\$0.00	\$0.00	\$0.00	\$0.00
29600	REFACCIONES Y ACCESORIOS MENORES DE EQUIP	\$1,249,705.96	\$0.00	\$1,249,705.96	\$596,727.59	\$652,978.37	\$591,127.60	\$5,599.99	\$658,578.36	\$591,127.60	\$544,689.36	\$46,438.24	\$46,438.24
29601	REFACCIONES Y ACCESORIOS MENORES DE EQUIP	\$1,249,705.96	\$0.00	\$1,249,705.96	\$596,727.59	\$652,978.37	\$591,127.60	\$5,599.99	\$658,578.36	\$591,127.60	\$544,689.36	\$46,438.24	\$46,438.24
29900	REFACCIONES Y ACCESORIOS MENORES OTROS BI	\$0.00	\$200,000.00	\$200,000.00	\$0.00	\$200,000.00	\$0.00	\$0.00	\$200,000.00	\$0.00	\$0.00	\$0.00	\$0.00
29901	REFACCIONES Y ACCESORIOS MENORES OTROS BI	\$0.00	\$200,000.00	\$200,000.00	\$0.00	\$200,000.00	\$0.00	\$0.00	\$200,000.00	\$0.00	\$0.00	\$0.00	\$0.00
30000	SERVICIOS GENERALES	\$22,832,323.15	\$2,163,385.67	\$24,995,708.82	\$19,064,907.72	\$5,930,801.10	\$18,809,707.72	\$255,200.00	\$6,186,001.10	\$18,809,707.72	\$18,475,151.17	\$334,556.55	\$334,556.55
31000	SERVICIOS BÁSICOS	\$7,711,834.96	\$4,000,000.00	\$11,711,834.96	\$8,529,020.41	\$3,182,814.55	\$8,529,020.41	\$0.00	\$3,182,814.55	\$8,529,020.41	\$8,529,020.41	\$0.00	\$0.00
31100	ENERGÍA ELÉCTRICA	\$7,711,834.96	\$0.00	\$7,711,834.96	\$5,330,567.40	\$2,381,267.56	\$5,330,567.40	\$0.00	\$2,381,267.56	\$5,330,567.40	\$5,330,567.40	\$0.00	\$0.00
31101	ENERGÍA ELÉCTRICA	\$940,387.48	\$0.00	\$940,387.48	\$821,424.85	\$118,962.63	\$821,424.85	\$0.00	\$118,962.63	\$821,424.85	\$821,424.85	\$0.00	\$0.00
31102	SERVICIO DE ENERGÍA ELÉCTRICA PARA ALUMBRAC	\$6,771,447.48	\$0.00	\$6,771,447.48	\$4,509,142.55	\$2,262,304.93	\$4,509,142.55	\$0.00	\$2,262,304.93	\$4,509,142.55	\$4,509,142.55	\$0.00	\$0.00
31300	AGUA	\$0.00	\$4,000,000.00	\$4,000,000.00	\$3,198,453.01	\$801,546.99	\$3,198,453.01	\$0.00	\$801,546.99	\$3,198,453.01	\$3,198,453.01	\$0.00	\$0.00
31301	AGUA	\$0.00	\$4,000,000.00	\$4,000,000.00	\$3,198,453.01	\$801,546.99	\$3,198,453.01	\$0.00	\$801,546.99	\$3,198,453.01	\$3,198,453.01	\$0.00	\$0.00
32000	SERVICIOS DE ARRENDAMIENTO	\$0.00	\$400,000.00	\$400,000.00	\$0.00	\$400,000.00	\$0.00	\$0.00	\$400,000.00	\$0.00	\$0.00	\$0.00	\$0.00
32600	ARRENDAMIENTO DE MAQUINARIA, OTROS EQUIPO.	\$0.00	\$400,000.00	\$400,000.00	\$0.00	\$400,000.00	\$0.00	\$0.00	\$400,000.00	\$0.00	\$0.00	\$0.00	\$0.00
32601	ARRENDAMIENTO DE MAQUINARIA, OTROS EQUIPO.	\$0.00	\$400,000.00	\$400,000.00	\$0.00	\$400,000.00	\$0.00	\$0.00	\$400,000.00	\$0.00	\$0.00	\$0.00	\$0.00
33000	SERVICIOS PROFESIONALES, CIENTÍFICOS, TÉCNIC	\$2,432,472.45	-\$353,000.00	\$2,079,472.45	\$1,259,161.00	\$820,311.45	\$1,003,961.00	\$255,200.00	\$1,075,511.45	\$1,003,961.00	\$1,003,961.00	\$0.00	\$0.00
33100	SERVICIOS LEGALES, DE CONTABILIDAD, AUDITORIA	\$2,432,472.45	-\$353,000.00	\$2,079,472.45	\$1,259,161.00	\$820,311.45	\$1,003,961.00	\$255,200.00	\$1,075,511.45	\$1,003,961.00	\$1,003,961.00	\$0.00	\$0.00
33101	SERVICIOS LEGALES, DE CONTABILIDAD, AUDITORIA	\$2,432,472.45	-\$353,000.00	\$2,079,472.45	\$1,259,161.00	\$820,311.45	\$1,003,961.00	\$255,200.00	\$1,075,511.45	\$1,003,961.00	\$1,003,961.00	\$0.00	\$0.00
35000	SERVICIOS DE INSTALACIÓN, REPARACIÓN, MANTE	\$1,494,568.52	\$0.00	\$1,494,568.52	\$1,192,263.46	\$302,305.06	\$1,192,263.46	\$0.00	\$302,305.06	\$1,192,263.46	\$1,192,263.46	\$0.00	\$0.00
35800	SERVICIOS DE LIMPIEZA Y MANEJO DE DESECHOS	\$1,494,568.52	\$0.00	\$1,494,568.52	\$1,192,263.46	\$302,305.06	\$1,192,263.46	\$0.00	\$302,305.06	\$1,192,263.46	\$1,192,263.46	\$0.00	\$0.00
35801	SERVICIOS DE LIMPIEZA Y MANEJO DE DESECHOS	\$1,494,568.52	\$0.00	\$1,494,568.52	\$1,192,263.46	\$302,305.06	\$1,192,263.46	\$0.00	\$302,305.06	\$1,192,263.46	\$1,192,263.46	\$0.00	\$0.00
38000	SERVICIOS OFICIALES	\$9,693,447.22	-\$1,883,614.33	\$7,809,832.89	\$7,237,664.18	\$572,168.71	\$7,237,664.18	\$0.00	\$572,168.71	\$7,237,664.18	\$6,903,107.63	\$334,556.55	\$334,556.55



Municipio de Rincón de Romos
AGUASCALIENTES

Estado del Ejercicio del Presupuesto por Fuente de Financiamiento Al 30/sep./2022

Ucr: Cquisquid
Rep: rptEstadoPresupuestoEgresos_FF

Fecha y hora de Impresión 10/oct./2022 11:59 a. m.

Objeto del Gasto	Unidad Administrativa	Aprobado	Ampliaciones / (Reducciones)	Presupuesto Vigente	Comprometido	Presupuesto Disponible para Comprometer	Devengado	Comprometido o No Devengado	Presupuesto Sin Devengar	Ejercido	Cuentas por Pagar	
											Pagado	Deuda
38200	GASTOS DE ORDEN SOCIAL Y CULTURAL	\$0.00	\$2,038,331.68	\$2,038,331.68	\$1,920,807.25	\$117,524.43	\$1,920,807.25	\$0.00	\$117,524.43	\$1,920,807.25	\$1,586,250.70	\$334,556.55
38201	GASTOS DE ORDEN SOCIAL Y CULTURAL	\$0.00	\$2,038,331.68	\$2,038,331.68	\$1,920,807.25	\$117,524.43	\$1,920,807.25	\$0.00	\$117,524.43	\$1,920,807.25	\$1,586,250.70	\$334,556.55
38400	EXPOSICIONES	\$9,693,447.22	-\$3,921,946.01	\$5,771,501.21	\$5,316,856.93	\$454,644.28	\$5,316,856.93	\$0.00	\$454,644.28	\$5,316,856.93	\$5,316,856.93	\$0.00
38401	EXPOSICIONES, FERIAS Y FESTIVALES	\$9,693,447.22	-\$3,921,946.01	\$5,771,501.21	\$5,316,856.93	\$454,644.28	\$5,316,856.93	\$0.00	\$454,644.28	\$5,316,856.93	\$5,316,856.93	\$0.00
39000	OTROS SERVICIOS GENERALES	\$1,500,000.00	\$0.00	\$1,500,000.00	\$846,798.67	\$653,201.33	\$846,798.67	\$0.00	\$653,201.33	\$846,798.67	\$846,798.67	\$0.00
39200	IMPUESTOS Y DERECHOS	\$0.00	\$63,019.07	\$63,019.07	\$63,019.07	\$0.00	\$63,019.07	\$0.00	\$0.00	\$63,019.07	\$63,019.07	\$0.00
39202	OTROS IMPUESTOS Y DERECHOS	\$0.00	\$63,019.07	\$63,019.07	\$63,019.07	\$0.00	\$63,019.07	\$0.00	\$0.00	\$63,019.07	\$63,019.07	\$0.00
39800	IMPUESTO SOBRE NÓMINAS Y OTROS QUE SE DERI	\$1,500,000.00	-\$63,019.07	\$1,436,980.93	\$783,779.60	\$653,201.33	\$783,779.60	\$0.00	\$653,201.33	\$783,779.60	\$783,779.60	\$0.00
39801	IMPUESTO SOBRE NÓMINAS Y OTROS QUE SE DERI	\$1,500,000.00	-\$63,019.07	\$1,436,980.93	\$783,779.60	\$653,201.33	\$783,779.60	\$0.00	\$653,201.33	\$783,779.60	\$783,779.60	\$0.00
40000	TRANSFERENCIAS, ASIGNACIONES, SUBSIDIO	\$12,850,000.00	-\$1,769,429.67	\$11,080,570.33	\$9,509,115.06	\$1,571,455.27	\$5,198,221.94	\$4,310,893.12	\$5,882,348.39	\$5,198,221.94	\$5,198,221.94	\$0.00
41000	TRANSFERENCIAS INTERNAS Y ASIGNACIONES AL S	\$4,850,000.00	-\$4,000,000.00	\$850,000.00	\$220,000.00	\$630,000.00	\$220,000.00	\$0.00	\$630,000.00	\$220,000.00	\$220,000.00	\$0.00
41500	TRANSFERENCIAS INTERNAS OTORGADAS A ENTID.	\$4,850,000.00	-\$4,000,000.00	\$850,000.00	\$220,000.00	\$630,000.00	\$220,000.00	\$0.00	\$630,000.00	\$220,000.00	\$220,000.00	\$0.00
41501	TRANSFERENCIAS INTERNAS OTORGADAS A ENTID.	\$4,850,000.00	-\$4,000,000.00	\$850,000.00	\$220,000.00	\$630,000.00	\$220,000.00	\$0.00	\$630,000.00	\$220,000.00	\$220,000.00	\$0.00
45000	PENSIONES Y JUBILACIONES	\$8,000,000.00	\$2,230,570.33	\$10,230,570.33	\$9,289,115.06	\$941,455.27	\$4,978,221.94	\$4,310,893.12	\$5,252,348.39	\$4,978,221.94	\$4,978,221.94	\$0.00
45100	PENSIONES	\$8,000,000.00	\$2,230,570.33	\$10,230,570.33	\$9,289,115.06	\$941,455.27	\$4,978,221.94	\$4,310,893.12	\$5,252,348.39	\$4,978,221.94	\$4,978,221.94	\$0.00
45101	PENSIONES	\$8,000,000.00	\$2,230,570.33	\$10,230,570.33	\$9,289,115.06	\$941,455.27	\$4,978,221.94	\$4,310,893.12	\$5,252,348.39	\$4,978,221.94	\$4,978,221.94	\$0.00
50000	BIENES MUEBLES, INMUEBLES E INTANGIBLE	\$8,180,039.28	\$0.00	\$8,180,039.28	\$0.00	\$8,180,039.28	\$0.00	\$0.00	\$8,180,039.28	\$0.00	\$0.00	\$0.00
54000	VEHÍCULOS Y EQUIPO DE TRANSPORTE	\$8,180,039.28	\$0.00	\$8,180,039.28	\$0.00	\$8,180,039.28	\$0.00	\$0.00	\$8,180,039.28	\$0.00	\$0.00	\$0.00
54100	VEHÍCULOS Y EQUIPO TERRESTRE	\$8,180,039.28	\$0.00	\$8,180,039.28	\$0.00	\$8,180,039.28	\$0.00	\$0.00	\$8,180,039.28	\$0.00	\$0.00	\$0.00
54101	VEHÍCULOS Y EQUIPO TERRESTRE	\$8,180,039.28	\$0.00	\$8,180,039.28	\$0.00	\$8,180,039.28	\$0.00	\$0.00	\$8,180,039.28	\$0.00	\$0.00	\$0.00
60000	INVERSIÓN PÚBLICA	\$0.00	\$5,000,000.00	\$5,000,000.00	\$0.00	\$5,000,000.00	\$0.00	\$0.00	\$5,000,000.00	\$0.00	\$0.00	\$0.00
61000	OBRA PÚBLICA EN BIENES DE DOMINIO PÚBLICO	\$0.00	\$5,000,000.00	\$5,000,000.00	\$0.00	\$5,000,000.00	\$0.00	\$0.00	\$5,000,000.00	\$0.00	\$0.00	\$0.00
61200	EDIFICACIÓN NO HABITACIONAL	\$0.00	\$5,000,000.00	\$5,000,000.00	\$0.00	\$5,000,000.00	\$0.00	\$0.00	\$5,000,000.00	\$0.00	\$0.00	\$0.00
61201	EDIFICACIÓN NO HABITACIONAL	\$0.00	\$5,000,000.00	\$5,000,000.00	\$0.00	\$5,000,000.00	\$0.00	\$0.00	\$5,000,000.00	\$0.00	\$0.00	\$0.00
PARTICIPACIONES FEDERALES 2022		\$136,073,400.00	\$9,000,000.00	\$145,073,400.00	\$113,380,997.86	\$32,692,408.14	\$81,989,955.05	\$31,391,036.81	\$64,063,444.95	\$81,989,955.05	\$81,537,094.07	\$452,860,938
1701 FONDO RESARCITORIO 2022												
60000	INVERSIÓN PÚBLICA	\$4,420,000.00	\$0.00	\$4,420,000.00	\$0.00	\$4,420,000.00	\$0.00	\$0.00	\$4,420,000.00	\$0.00	\$0.00	\$0.00
61000	OBRA PÚBLICA EN BIENES DE DOMINIO PÚBLICO	\$4,420,000.00	\$0.00	\$4,420,000.00	\$0.00	\$4,420,000.00	\$0.00	\$0.00	\$4,420,000.00	\$0.00	\$0.00	\$0.00
61400	DIVISIÓN DE TERRENOS Y CONSTRUCCIÓN DE OBR.	\$4,420,000.00	-\$440,000.00	\$3,980,000.00	\$0.00	\$3,980,000.00	\$0.00	\$0.00	\$3,980,000.00	\$0.00	\$0.00	\$0.00
61401	DIVISIÓN DE TERRENOS Y CONSTRUCCIÓN DE OBR.	\$4,420,000.00	-\$440,000.00	\$3,980,000.00	\$0.00	\$3,980,000.00	\$0.00	\$0.00	\$3,980,000.00	\$0.00	\$0.00	\$0.00



**Municipio de Rincón de Romos
AGUASCALIENTES**

Estado del Ejercicio del Presupuesto por Fuente de Financiamiento Al 30/sep./2022

Fecha y hora de Impresión | 10/oct./2022
11:59 a. m.

Usr: Cquisit
Rep: rptEstadoPresupuestoEgresos_FF

Objeto del Gasto	Unidad Administrativa	Aprobado	Ampliaciones / (Reducciones)	Presupuesto Vigente	Comprometido	Presupuesto Disponible para Comprometer		Comprometido o No Devengado	Presupuesto Sin Devengar	Ejercido	Pagado	Cuentas por Pagar Deuda
						Disponible para Comprometer	Devengado					
61500 CONSTRUCCIÓN DE VIAS DE COMUNICACIÓN		\$0.00	\$180,000.00	\$180,000.00	\$0.00	\$180,000.00	\$0.00	\$0.00	\$180,000.00	\$0.00	\$0.00	\$0.00
61501 CONSTRUCCIÓN DE VIAS DE COMUNICACIÓN		\$0.00	\$180,000.00	\$180,000.00	\$0.00	\$180,000.00	\$0.00	\$0.00	\$180,000.00	\$0.00	\$0.00	\$0.00
61900 TRABAJOS DE ACABADOS EN EDIFICACIONES Y OTF		\$0.00	\$260,000.00	\$260,000.00	\$0.00	\$260,000.00	\$0.00	\$0.00	\$260,000.00	\$0.00	\$0.00	\$0.00
61901 TRABAJOS DE ACABADOS EN EDIFICACIONES Y OTF		\$0.00	\$260,000.00	\$260,000.00	\$0.00	\$260,000.00	\$0.00	\$0.00	\$260,000.00	\$0.00	\$0.00	\$0.00
FONDO RESARCITORIO 2022		\$4,420,000.00	\$0.00	\$4,420,000.00	\$0.00	\$4,420,000.00	\$0.00	\$0.00	\$4,420,000.00	\$0.00	\$0.00	\$0.00

1702 REMANENTE DEL 5% AL MILLAR

50000 BIENES MUEBLES, INMUEBLES E INTANGIBLE		\$0.00	\$274,650.21	\$274,650.21	\$0.00	\$274,650.21	\$0.00	\$0.00	\$274,650.21	\$0.00	\$0.00	\$0.00
54000 VEHÍCULOS Y EQUIPO DE TRANSPORTE		\$0.00	\$274,650.21	\$274,650.21	\$0.00	\$274,650.21	\$0.00	\$0.00	\$274,650.21	\$0.00	\$0.00	\$0.00
54100 VEHÍCULOS Y EQUIPO TERRESTRE		\$0.00	\$274,650.21	\$274,650.21	\$0.00	\$274,650.21	\$0.00	\$0.00	\$274,650.21	\$0.00	\$0.00	\$0.00
54101 VEHÍCULOS Y EQUIPO TERRESTRE		\$0.00	\$274,650.21	\$274,650.21	\$0.00	\$274,650.21	\$0.00	\$0.00	\$274,650.21	\$0.00	\$0.00	\$0.00
REMANENTE DEL 5% AL MILLAR		\$0.00	\$274,650.21	\$274,650.21	\$0.00	\$274,650.21	\$0.00	\$0.00	\$274,650.21	\$0.00	\$0.00	\$0.00

1705 REMANENTE FONDO RESARCITORIO 2021

20000 MATERIALES Y SUMINISTROS		\$0.00	\$468,865.22	\$468,865.22	\$468,837.08	\$2,028.14	\$466,837.08	\$0.00	\$2,028.14	\$466,837.08	\$173,621.24	\$293,215.84
24000 MATERIALES Y ARTICULOS DE CONSTRUCCIÓN Y DE		\$0.00	\$468,865.22	\$468,865.22	\$466,837.08	\$2,028.14	\$466,837.08	\$0.00	\$2,028.14	\$466,837.08	\$173,621.24	\$293,215.84
24900 OTROS MATERIALES Y ARTICULOS DE CONSTRUCC		\$0.00	\$468,865.22	\$468,865.22	\$466,837.08	\$2,028.14	\$466,837.08	\$0.00	\$2,028.14	\$466,837.08	\$173,621.24	\$293,215.84
24901 OTROS MATERIALES Y ARTICULOS DE CONSTRUCC		\$0.00	\$468,865.22	\$468,865.22	\$466,837.08	\$2,028.14	\$466,837.08	\$0.00	\$2,028.14	\$466,837.08	\$173,621.24	\$293,215.84
60000 INVERSIÓN PÚBLICA		\$0.00	\$1,303,844.16	\$1,303,844.16	\$1,303,844.16	\$0.00	\$1,303,844.12	\$0.04	\$0.04	\$1,303,844.12	\$1,303,844.12	\$0.00
62000 OBRA PÚBLICA EN BIENES PROPIOS		\$0.00	\$1,303,844.16	\$1,303,844.16	\$1,303,844.16	\$0.00	\$1,303,844.12	\$0.04	\$0.04	\$1,303,844.12	\$1,303,844.12	\$0.00
62200 EDIFICACIÓN NO HABITACIONAL		\$0.00	\$1,303,844.16	\$1,303,844.16	\$1,303,844.16	\$0.00	\$1,303,844.12	\$0.04	\$0.04	\$1,303,844.12	\$1,303,844.12	\$0.00
62208 CONSTRUCCIÓN Y/O REHABILITACIÓN DE EDIFICIOS		\$0.00	\$1,303,844.16	\$1,303,844.16	\$1,303,844.16	\$0.00	\$1,303,844.12	\$0.04	\$0.04	\$1,303,844.12	\$1,303,844.12	\$0.00
REMANENTE FONDO RESARCITORIO		\$0.00	\$1,772,709.38	\$1,772,709.38	\$1,770,681.24	\$2,028.14	\$1,770,681.20	\$0.04	\$2,028.18	\$1,770,681.20	\$1,477,465.36	\$293,215.84

2501 FONDO DE APORTACIONES PARA EL FORTALECIMIENTO DE LOS MUNICIPIOS 2022

10000 SERVICIOS PERSONALES		\$29,027,460.00	\$0.00	\$29,027,460.00	\$26,126,084.45	\$2,901,375.55	\$17,564,347.25	\$8,561,737.20	\$11,463,112.75	\$17,564,347.25	\$17,564,347.25	\$0.00
11000 REMUNERACIONES AL PERSONAL DE CARÁCTER PE		\$17,720,379.56	\$600,543.87	\$18,320,923.43	\$18,320,923.43	\$0.00	\$13,299,521.63	\$5,021,401.80	\$5,021,401.80	\$13,299,521.63	\$13,299,521.63	\$0.00
11300 SUELDOS BASE AL PERSONAL PERMANENTE		\$17,720,379.56	\$600,543.87	\$18,320,923.43	\$18,320,923.43	\$0.00	\$13,299,521.63	\$5,021,401.80	\$5,021,401.80	\$13,299,521.63	\$13,299,521.63	\$0.00
11301 SUELDOS BASE AL PERSONAL PERMANENTE		\$17,720,379.56	\$600,543.87	\$18,320,923.43	\$18,320,923.43	\$0.00	\$13,299,521.63	\$5,021,401.80	\$5,021,401.80	\$13,299,521.63	\$13,299,521.63	\$0.00
13000 REMUNERACIONES ADICIONALES Y ESPECIALES		\$3,840,677.39	\$143,697.65	\$3,984,375.04	\$3,984,375.04	\$0.00	\$444,039.64	\$3,540,335.40	\$3,540,335.40	\$444,039.64	\$444,039.64	\$0.00
13200 PRIMAS DE VACACIONES, DOMINICAL Y GRATIFICAC		\$3,692,357.39	-\$165,422.35	\$3,526,935.04	\$3,526,935.04	\$0.00	\$299,039.64	\$3,227,895.40	\$3,227,895.40	\$299,039.64	\$299,039.64	\$0.00


Municipio de Rincón de Romos
AGUASCALIENTES
Estado del Ejercicio del Presupuesto por Fuente de Financiamiento Al 30/sep./2022

Fecha y hora de Impresión | 10/oct./2022 | 11:59 a. m.

Usr: Cuquisi
Rep: rptEstadoPresupuestoEgresos_FF

Objeto del Gasto	Unidad Administrativa				Cuentas por Pagar					
	Aprobado	Ampliaciones / (Reducciones)	Presupuesto Vigente	Comprometido	Presupuesto Disponible para Comprometer	Devengado	Comprometid o No Devengado	Presupuesto Sin Devengar	Ejercido	Pagado
13201 PRIMA VACACIONAL	\$322,980.19	\$157,344.48	\$480,324.67	\$480,324.67	\$0.00	\$209,674.21	\$270,650.46	\$270,650.46	\$209,674.21	\$0.00
13203 AGUINALDO	\$3,355,987.20	-\$347,766.33	\$3,008,286.87	\$3,008,286.87	\$0.00	\$51,509.20	\$2,956,777.67	\$2,956,777.67	\$51,509.20	\$0.00
13205 VACACIONES NO DISFRUTADAS POR FINIQUITO	\$13,390.00	\$24,933.50	\$38,323.50	\$38,323.50	\$0.00	\$37,856.23	\$467.27	\$467.27	\$37,856.23	\$0.00
13400 COMPENSACIONES	\$148,320.00	\$309,120.00	\$457,440.00	\$457,440.00	\$0.00	\$145,000.00	\$312,440.00	\$312,440.00	\$145,000.00	\$0.00
13401 COMPENSACIONES	\$148,320.00	\$309,120.00	\$457,440.00	\$457,440.00	\$0.00	\$145,000.00	\$312,440.00	\$312,440.00	\$145,000.00	\$0.00
14000 SEGURIDAD SOCIAL	\$6,221,200.00	-\$569,688.10	\$5,651,531.90	\$3,466,817.01	\$2,184,714.89	\$3,466,817.01	\$0.00	\$2,184,714.89	\$3,466,817.01	\$0.00
14100 APORTACIONES DE SEGURIDAD SOCIAL	\$5,047,000.00	-\$355,896.73	\$4,691,103.27	\$2,700,785.77	\$1,990,317.50	\$2,700,785.77	\$0.00	\$1,990,317.50	\$2,700,785.77	\$0.00
14101 CUOTAS AL IMSS	\$1,030,000.00	\$0.00	\$1,030,000.00	\$580,534.47	\$449,465.53	\$580,534.47	\$0.00	\$449,465.53	\$580,534.47	\$0.00
14103 FONDO DE PRESTACIONES ECONÓMICAS	\$4,017,000.00	-\$355,896.73	\$3,661,103.27	\$2,120,251.30	\$1,540,851.97	\$2,120,251.30	\$0.00	\$1,540,851.97	\$2,120,251.30	\$0.00
14200 APORTACIONES A FONDOS DE VIVIENDA	\$412,000.00	-\$140,000.00	\$272,000.00	\$186,334.47	\$85,665.53	\$186,334.47	\$0.00	\$85,665.53	\$186,334.47	\$0.00
14203 APORTACIONES A FONDOS DE VIVIENDA ISSSSPEA	\$412,000.00	-\$140,000.00	\$272,000.00	\$186,334.47	\$85,665.53	\$186,334.47	\$0.00	\$85,665.53	\$186,334.47	\$0.00
14300 APORTACIONES AL SISTEMA PARA EL RETIRO	\$453,200.00	-\$145,000.00	\$308,200.00	\$199,468.14	\$108,731.86	\$199,468.14	\$0.00	\$108,731.86	\$199,468.14	\$0.00
14302 CUOTAS PARA EL SISTEMA DE AHORRO PARA EL RI	\$453,200.00	-\$145,000.00	\$308,200.00	\$199,468.14	\$108,731.86	\$199,468.14	\$0.00	\$108,731.86	\$199,468.14	\$0.00
14400 APORTACIONES PARA SEGUROS	\$309,000.00	\$71,228.63	\$380,228.63	\$380,228.63	\$0.00	\$380,228.63	\$0.00	\$0.00	\$380,228.63	\$0.00
14401 CUOTAS PARA EL SEGURO DE VIDA DEL PERSONAL	\$309,000.00	\$71,228.63	\$380,228.63	\$380,228.63	\$0.00	\$380,228.63	\$0.00	\$0.00	\$380,228.63	\$0.00
15000 OTRAS PRESTACIONES SOCIALES Y ECONÓMICAS	\$1,245,203.05	-\$297,703.05	\$947,500.00	\$311,968.97	\$635,531.03	\$311,968.97	\$0.00	\$635,531.03	\$311,968.97	\$0.00
15100 CUOTAS PARA EL FONDO DE AHORRO Y FONDO DE	\$618,000.00	-\$232,000.00	\$386,000.00	\$265,777.97	\$120,222.03	\$265,777.97	\$0.00	\$120,222.03	\$265,777.97	\$0.00
15101 FONDO DE AHORRO	\$618,000.00	-\$232,000.00	\$386,000.00	\$265,777.97	\$120,222.03	\$265,777.97	\$0.00	\$120,222.03	\$265,777.97	\$0.00
15900 OTRAS PRESTACIONES SOCIALES Y ECONÓMICAS	\$627,203.05	-\$65,703.05	\$561,500.00	\$46,191.00	\$515,309.00	\$46,191.00	\$0.00	\$515,309.00	\$46,191.00	\$0.00
15901 SERVICIOS DE ESTANCIA DE BIENESTAR INFANTIL	\$51,500.00	\$0.00	\$51,500.00	\$46,191.00	\$5,309.00	\$46,191.00	\$0.00	\$5,309.00	\$46,191.00	\$0.00
15903 OTRAS PRESTACIONES ESTABLECIDAS EN ACUERD	\$575,703.05	-\$65,703.05	\$510,000.00	\$0.00	\$510,000.00	\$0.00	\$0.00	\$510,000.00	\$0.00	\$0.00
16000 PREVISIONES	\$0.00	\$81,129.63	\$81,129.63	\$0.00	\$81,129.63	\$0.00	\$0.00	\$81,129.63	\$0.00	\$0.00
16100 PREVISIONES DE CARÁCTER LABORAL, ECONÓMICA/	\$0.00	\$81,129.63	\$81,129.63	\$0.00	\$81,129.63	\$0.00	\$0.00	\$81,129.63	\$0.00	\$0.00
16101 PREVISIONES DE CARÁCTER LABORAL, ECONÓMICA/	\$0.00	\$81,129.63	\$81,129.63	\$0.00	\$81,129.63	\$0.00	\$0.00	\$81,129.63	\$0.00	\$0.00
17000 PAGO DE ESTÍMULOS A SERVIDORES PÚBLICOS	\$0.00	\$42,000.00	\$42,000.00	\$42,000.00	\$0.00	\$42,000.00	\$0.00	\$0.00	\$42,000.00	\$0.00
17100 ESTÍMULOS	\$0.00	\$42,000.00	\$42,000.00	\$42,000.00	\$0.00	\$42,000.00	\$0.00	\$0.00	\$42,000.00	\$0.00
17103 ESTÍMULOS AL PERSONAL	\$0.00	\$42,000.00	\$42,000.00	\$42,000.00	\$0.00	\$42,000.00	\$0.00	\$0.00	\$42,000.00	\$0.00
20000 MATERIALES Y SUMINISTROS	\$8,398,651.85	-\$379,470.85	\$8,019,181.00	\$3,823,558.86	\$4,195,622.14	\$3,823,558.86	\$0.00	\$4,195,622.14	\$3,823,558.86	\$129,555.04
21000 MATERIALES DE ADMINISTRACIÓN, EMISIÓN DE DOC	\$142,372.71	\$45,638.15	\$188,010.86	\$125,822.59	\$62,188.27	\$125,822.59	\$0.00	\$62,188.27	\$125,822.59	\$10,238.67
21100 MATERIALES, ÚTILES Y EQUIPOS MENORES DE OFIC	\$74,181.37	\$43,000.00	\$117,181.37	\$87,506.20	\$29,675.17	\$87,506.20	\$0.00	\$29,675.17	\$87,506.20	\$10,238.67
21101 MATERIALES, ÚTILES Y EQUIPOS MENORES DE OFIC	\$44,181.37	\$0.00	\$44,181.37	\$27,271.93	\$16,909.44	\$27,271.93	\$0.00	\$16,909.44	\$27,271.93	\$10,238.67

Municipio de Rincón de Romos
AGUASCALIENTES
Estado del Ejercicio del Presupuesto por Fuente de Financiamiento Al 30/sep./2022



Usr: Cuquis...
Rep: rpt:EstadoPresupuestoEgresos_FF

Fecha y hora de Impresión | 10/oct./2022 | 11:59 a. m.

Objeto del Gasto	Unidad Administrativa	Aprobado	Ampliaciones / (Reducciones)	Presupuesto Vigente	Comprometido	Presupuesto Disponible para Comprometer		Comprometido o No Devengado	Presupuesto Sin Devengar	Ejercido	Cuentas por Pagar	
						Disponibilidad	Comprometer				Devengado	Pagado
21102	BIENES MUEBLES MENORES DE OFICINA	\$30,000.00	\$43,000.00	\$73,000.00	\$60,234.27	\$12,765.73	\$0.00	\$0.00	\$12,765.73	\$60,234.27	\$0.00	\$0.00
21200	MATERIALES Y ÚTILES DE IMPRESIÓN Y REPRODUCCIÓN	\$5,287.28	\$0.00	\$5,287.28	\$0.00	\$5,287.28	\$0.00	\$0.00	\$5,287.28	\$0.00	\$0.00	\$0.00
21201	MATERIALES Y ÚTILES DE IMPRESIÓN Y REPRODUCCIÓN	\$5,287.28	\$0.00	\$5,287.28	\$0.00	\$5,287.28	\$0.00	\$0.00	\$5,287.28	\$0.00	\$0.00	\$0.00
21400	MATERIALES, ÚTILES Y EQUIPOS MENORES DE TEC	\$9,910.76	-\$2,361.85	\$7,548.91	\$4,404.00	\$3,144.91	\$0.00	\$0.00	\$3,144.91	\$4,404.00	\$0.00	\$0.00
21401	MATERIALES, ÚTILES Y EQUIPOS MENORES DE TEC	\$9,910.76	-\$2,361.85	\$7,548.91	\$4,404.00	\$3,144.91	\$0.00	\$0.00	\$3,144.91	\$4,404.00	\$0.00	\$0.00
21500	MATERIAL IMPRESO E INFORMACIÓN DIGITAL	\$52,993.30	\$0.00	\$52,993.30	\$33,495.00	\$19,498.30	\$0.00	\$0.00	\$19,498.30	\$33,495.00	\$0.00	\$0.00
21501	MATERIAL IMPRESO E INFORMACIÓN DIGITAL	\$52,993.30	\$0.00	\$52,993.30	\$33,495.00	\$19,498.30	\$0.00	\$0.00	\$19,498.30	\$33,495.00	\$0.00	\$0.00
21600	MATERIAL DE LIMPIEZA	\$0.00	\$5,000.00	\$5,000.00	\$417.39	\$4,582.61	\$0.00	\$0.00	\$4,582.61	\$417.39	\$0.00	\$0.00
21601	MATERIAL DE LIMPIEZA	\$0.00	\$5,000.00	\$5,000.00	\$417.39	\$4,582.61	\$0.00	\$0.00	\$4,582.61	\$417.39	\$0.00	\$0.00
22000	ALIMENTOS Y UTENSILIOS	\$92,609.74	\$98,016.00	\$190,625.74	\$94,903.42	\$95,722.32	\$0.00	\$0.00	\$95,722.32	\$94,903.42	\$731.00	\$731.00
22100	PRODUCTOS ALIMENTICIOS PARA PERSONAS	\$50,000.00	\$84,916.00	\$134,916.00	\$44,405.00	\$90,511.00	\$0.00	\$0.00	\$90,511.00	\$44,405.00	\$0.00	\$0.00
22102	ALIMENTOS EN OFICINAS Y LUGARES DE TRABAJO	\$0.00	\$76,316.00	\$76,316.00	\$21,324.00	\$54,992.00	\$0.00	\$0.00	\$54,992.00	\$21,324.00	\$0.00	\$0.00
22105	ALIMENTACIÓN PARA INTERNOS	\$50,000.00	\$8,600.00	\$58,600.00	\$23,081.00	\$35,519.00	\$0.00	\$0.00	\$35,519.00	\$23,081.00	\$0.00	\$0.00
22200	PRODUCTOS ALIMENTICIOS PARA ANIMALES	\$42,609.74	\$13,100.00	\$55,709.74	\$50,498.42	\$5,211.32	\$0.00	\$0.00	\$5,211.32	\$50,498.42	\$0.00	\$0.00
22201	PRODUCTOS ALIMENTICIOS PARA ANIMALES	\$42,609.74	\$13,100.00	\$55,709.74	\$50,498.42	\$5,211.32	\$0.00	\$0.00	\$5,211.32	\$50,498.42	\$0.00	\$0.00
23000	MATERIAS PRIMAS Y MATERIALES DE PRODUCCIÓN	\$1,518.99	\$0.00	\$1,518.99	\$0.00	\$1,518.99	\$0.00	\$0.00	\$1,518.99	\$0.00	\$0.00	\$0.00
23500	PRODUCTOS QUÍMICOS, FARMACÉUTICOS Y DE LAE	\$1,518.99	\$0.00	\$1,518.99	\$0.00	\$1,518.99	\$0.00	\$0.00	\$1,518.99	\$0.00	\$0.00	\$0.00
23501	PRODUCTOS QUÍMICOS, FARMACÉUTICOS Y DE LAE	\$1,518.99	\$0.00	\$1,518.99	\$0.00	\$1,518.99	\$0.00	\$0.00	\$1,518.99	\$0.00	\$0.00	\$0.00
24000	MATERIALES Y ARTÍCULOS DE CONSTRUCCIÓN Y DE	\$4,035,707.18	-\$1,537,689.75	\$2,498,017.43	\$85,358.55	\$2,412,658.88	\$0.00	\$0.00	\$2,412,658.88	\$85,358.55	\$23,325.00	\$23,325.00
24400	MADERA Y PRODUCTOS DE MADERA	\$0.00	\$15,000.00	\$15,000.00	\$12,358.60	\$2,641.40	\$0.00	\$0.00	\$2,641.40	\$12,358.60	\$0.00	\$0.00
24401	MADERA Y PRODUCTOS DE MADERA	\$0.00	\$15,000.00	\$15,000.00	\$12,358.60	\$2,641.40	\$0.00	\$0.00	\$2,641.40	\$12,358.60	\$0.00	\$0.00
24500	VIDRIO Y PRODUCTOS DE VIDRIO	\$1,251.56	\$0.00	\$1,251.56	\$0.00	\$1,251.56	\$0.00	\$0.00	\$1,251.56	\$0.00	\$0.00	\$0.00
24501	VIDRIO Y PRODUCTOS DE VIDRIO	\$1,251.56	\$0.00	\$1,251.56	\$0.00	\$1,251.56	\$0.00	\$0.00	\$1,251.56	\$0.00	\$0.00	\$0.00
24600	MATERIAL ELÉCTRICO Y ELECTRÓNICO	\$3,700,000.00	-\$1,574,299.75	\$2,125,700.25	\$8,987.96	\$2,116,712.29	\$0.00	\$0.00	\$2,116,712.29	\$8,987.96	\$0.00	\$0.00
24601	MATERIAL ELÉCTRICO Y ELECTRÓNICO	\$3,700,000.00	-\$1,574,299.75	\$2,125,700.25	\$8,987.96	\$2,116,712.29	\$0.00	\$0.00	\$2,116,712.29	\$8,987.96	\$0.00	\$0.00
24700	ARTÍCULOS METÁLICOS PARA LA CONSTRUCCIÓN	\$0.00	\$26,400.00	\$26,400.00	\$25,160.40	\$1,239.60	\$0.00	\$0.00	\$1,239.60	\$25,160.40	\$0.00	\$0.00
24701	ARTÍCULOS METÁLICOS PARA LA CONSTRUCCIÓN	\$0.00	\$26,400.00	\$26,400.00	\$25,160.40	\$1,239.60	\$0.00	\$0.00	\$1,239.60	\$25,160.40	\$0.00	\$0.00
24800	MATERIALES COMPLEMENTARIOS	\$0.00	\$6,310.00	\$6,310.00	\$6,299.98	\$10.02	\$0.00	\$0.00	\$10.02	\$6,299.98	\$0.00	\$0.00
24801	MATERIALES COMPLEMENTARIOS	\$0.00	\$6,310.00	\$6,310.00	\$6,299.98	\$10.02	\$0.00	\$0.00	\$10.02	\$6,299.98	\$0.00	\$0.00
24900	OTROS MATERIALES Y ARTÍCULOS DE CONSTRUCC	\$334,455.62	-\$11,100.00	\$323,355.62	\$32,551.61	\$290,804.01	\$0.00	\$0.00	\$290,804.01	\$32,551.61	\$23,325.00	\$23,325.00
24901	OTROS MATERIALES Y ARTÍCULOS DE CONSTRUCC	\$334,455.62	-\$11,100.00	\$323,355.62	\$32,551.61	\$290,804.01	\$0.00	\$0.00	\$290,804.01	\$32,551.61	\$23,325.00	\$23,325.00

Municipio de Rincón de Romos
AGUASCALIENTES
Estado del Ejercicio del Presupuesto por Fuente de Financiamiento Al 30/sep./2022

Ucr: Cuquis
Rep: rptEstadoPresupuestoEgresos_FF

Fecha y hora de Impresión | 10/oct./2022 | 11:59 a. m.

Objeto del Gasto	Unidad Administrativa				Presupuesto Vigente	Comprometido	Presupuesto Disponible para Comprometer		Comprometido o No Devengado	Presupuesto Sin Devengar	Ejercido	Pagado	Cuentas por Pagar Deuda
	Aprobado	Ampliaciones / (Reducciones)	Disponible para Comprometer	Devengado									
25000 PRODUCTOS QUÍMICOS, FARMACÉUTICOS Y DE LAB	\$25,000.00	\$0.00	\$25,000.00	\$0.00	\$25,000.00	\$0.00	\$25,000.00	\$0.00	\$25,000.00	\$0.00	\$0.00	\$0.00	
25300 MEDICINAS Y PRODUCTOS FARMACÉUTICOS	\$25,000.00	\$0.00	\$25,000.00	\$0.00	\$25,000.00	\$0.00	\$25,000.00	\$0.00	\$25,000.00	\$0.00	\$0.00	\$0.00	
25301 MEDICINAS Y PRODUCTOS FARMACÉUTICOS	\$25,000.00	\$0.00	\$25,000.00	\$0.00	\$25,000.00	\$0.00	\$25,000.00	\$0.00	\$25,000.00	\$0.00	\$0.00	\$0.00	
26000 COMBUSTIBLES, LUBRICANTES Y ADITIVOS	\$3,054,775.77	-\$6,845.00	\$3,047,930.77	\$2,031,988.14	\$3,047,930.77	\$2,031,988.14	\$1,015,942.63	\$0.00	\$1,015,942.63	\$2,031,988.14	\$1,937,627.36	\$94,360.78	
26100 COMBUSTIBLES, LUBRICANTES Y ADITIVOS	\$3,054,775.77	-\$6,845.00	\$3,047,930.77	\$2,031,988.14	\$3,047,930.77	\$2,031,988.14	\$1,015,942.63	\$0.00	\$1,015,942.63	\$2,031,988.14	\$1,937,627.36	\$94,360.78	
26101 COMBUSTIBLES, LUBRICANTES Y ADITIVOS	\$3,054,775.77	-\$6,845.00	\$3,047,930.77	\$2,031,988.14	\$3,047,930.77	\$2,031,988.14	\$1,015,942.63	\$0.00	\$1,015,942.63	\$2,031,988.14	\$1,937,627.36	\$94,360.78	
27000 VESTUARIO, BLANCOS, PRENDAS DE PROTECCIÓN \	\$20,000.00	\$908,551.00	\$928,551.00	\$863,376.79	\$928,551.00	\$863,376.79	\$65,174.21	\$0.00	\$65,174.21	\$863,376.79	\$863,376.79	\$0.00	
27100 VESTUARIO Y UNIFORMES	\$0.00	\$900,000.00	\$900,000.00	\$855,407.20	\$900,000.00	\$855,407.20	\$44,592.80	\$0.00	\$44,592.80	\$855,407.20	\$855,407.20	\$0.00	
27101 VESTUARIO Y UNIFORMES	\$0.00	\$900,000.00	\$900,000.00	\$855,407.20	\$900,000.00	\$855,407.20	\$44,592.80	\$0.00	\$44,592.80	\$855,407.20	\$855,407.20	\$0.00	
27200 PRENDAS DE SEGURIDAD Y PROTECCIÓN PERSONA/	\$0.00	\$4,000.00	\$4,000.00	\$3,419.49	\$4,000.00	\$3,419.49	\$580.51	\$0.00	\$580.51	\$3,419.49	\$3,419.49	\$0.00	
27201 PRENDAS DE SEGURIDAD Y PROTECCIÓN PERSONA/	\$0.00	\$4,000.00	\$4,000.00	\$3,419.49	\$4,000.00	\$3,419.49	\$580.51	\$0.00	\$580.51	\$3,419.49	\$3,419.49	\$0.00	
27500 BLANCOS Y OTROS PRODUCTOS TEXTILES, EXCEPT	\$20,000.00	\$4,551.00	\$24,551.00	\$4,550.10	\$24,551.00	\$4,550.10	\$20,000.90	\$0.00	\$20,000.90	\$4,550.10	\$4,550.10	\$0.00	
27501 BLANCOS Y OTROS PRODUCTOS TEXTILES, EXCEPT	\$20,000.00	\$4,551.00	\$24,551.00	\$4,550.10	\$24,551.00	\$4,550.10	\$20,000.90	\$0.00	\$20,000.90	\$4,550.10	\$4,550.10	\$0.00	
28000 MATERIALES Y SUMINISTROS PARA SEGURIDAD	\$0.00	\$123,573.75	\$123,573.75	\$118,933.55	\$123,573.75	\$118,933.55	\$4,640.20	\$0.00	\$4,640.20	\$118,933.55	\$118,933.55	\$0.00	
28200 MATERIALES DE SEGURIDAD PÚBLICA	\$0.00	\$78,335.00	\$78,335.00	\$73,694.80	\$78,335.00	\$73,694.80	\$4,640.20	\$0.00	\$4,640.20	\$73,694.80	\$73,694.80	\$0.00	
28201 MATERIALES DE SEGURIDAD PÚBLICA	\$0.00	\$78,335.00	\$78,335.00	\$73,694.80	\$78,335.00	\$73,694.80	\$4,640.20	\$0.00	\$4,640.20	\$73,694.80	\$73,694.80	\$0.00	
28300 PRENDAS DE PROTECCIÓN PARA SEGURIDAD PÚBL	\$0.00	\$45,238.75	\$45,238.75	\$45,238.75	\$45,238.75	\$45,238.75	\$0.00	\$0.00	\$0.00	\$45,238.75	\$45,238.75	\$0.00	
28301 PRENDAS DE PROTECCIÓN PARA SEGURIDAD PÚBL	\$0.00	\$45,238.75	\$45,238.75	\$45,238.75	\$45,238.75	\$45,238.75	\$0.00	\$0.00	\$0.00	\$45,238.75	\$45,238.75	\$0.00	
29000 HERRAMIENTAS, REFACCIONES Y ACCESORIOS MEN	\$1,026,667.46	-\$10,715.00	\$1,015,952.46	\$503,175.82	\$1,015,952.46	\$503,175.82	\$512,776.64	\$0.00	\$512,776.64	\$503,175.82	\$502,276.23	\$899.59	
29100 HERRAMIENTAS MENORES	\$0.00	\$5,000.00	\$5,000.00	\$4,246.60	\$5,000.00	\$4,246.60	\$753.40	\$0.00	\$753.40	\$4,246.60	\$4,246.60	\$0.00	
29101 HERRAMIENTAS MENORES	\$0.00	\$5,000.00	\$5,000.00	\$4,246.60	\$5,000.00	\$4,246.60	\$753.40	\$0.00	\$753.40	\$4,246.60	\$4,246.60	\$0.00	
29200 REFACCIONES Y ACCESORIOS MENORES DE EDIFIC	\$1,868.99	\$6,285.00	\$8,153.99	\$7,969.41	\$8,153.99	\$7,969.41	\$184.58	\$0.00	\$184.58	\$7,969.41	\$7,969.41	\$0.00	
29201 REFACCIONES Y ACCESORIOS MENORES DE EDIFIC	\$1,868.99	\$6,285.00	\$8,153.99	\$7,969.41	\$8,153.99	\$7,969.41	\$184.58	\$0.00	\$184.58	\$7,969.41	\$7,969.41	\$0.00	
29400 REFACCIONES Y ACCESORIOS MENORES DE EQUIP	\$0.00	\$24,400.00	\$24,400.00	\$23,782.57	\$24,400.00	\$23,782.57	\$617.43	\$0.00	\$617.43	\$23,782.57	\$23,782.57	\$0.00	
29401 REFACCIONES Y ACCESORIOS MENORES DE EQUIP	\$0.00	\$24,400.00	\$24,400.00	\$23,782.57	\$24,400.00	\$23,782.57	\$617.43	\$0.00	\$617.43	\$23,782.57	\$23,782.57	\$0.00	
29600 REFACCIONES Y ACCESORIOS MENORES DE EQUIP	\$1,024,798.47	-\$47,900.00	\$976,898.47	\$465,952.23	\$976,898.47	\$465,952.23	\$510,946.24	\$0.00	\$510,946.24	\$465,952.23	\$465,052.64	\$899.59	
29601 REFACCIONES Y ACCESORIOS MENORES DE EQUIP	\$1,024,798.47	-\$47,900.00	\$976,898.47	\$465,952.23	\$976,898.47	\$465,952.23	\$510,946.24	\$0.00	\$510,946.24	\$465,952.23	\$465,052.64	\$899.59	
29800 REFACCIONES Y ACCESORIOS MENORES DE MAQU	\$0.00	\$1,500.00	\$1,500.00	\$1,225.01	\$1,500.00	\$1,225.01	\$274.99	\$0.00	\$274.99	\$1,225.01	\$1,225.01	\$0.00	
29801 REFACCIONES Y ACCESORIOS MENORES DE MAQU	\$0.00	\$1,500.00	\$1,500.00	\$1,225.01	\$1,500.00	\$1,225.01	\$274.99	\$0.00	\$274.99	\$1,225.01	\$1,225.01	\$0.00	
30000 SERVICIOS GENERALES	\$1,748,888.26	\$447,771.74	\$2,196,660.00	\$1,208,455.96	\$2,196,660.00	\$1,208,455.96	\$988,204.04	\$0.00	\$988,204.04	\$1,208,455.96	\$1,207,203.16	\$1,252.80	
31000 SERVICIOS BASICOS	\$413,234.35	-\$44,000.00	\$369,234.35	\$178,897.77	\$369,234.35	\$178,897.77	\$190,336.58	\$0.00	\$190,336.58	\$178,897.77	\$178,897.77	\$0.00	

Municipio de Rincón de Romos
AGUASCALIENTES
Estado del Ejercicio del Presupuesto por Fuente de Financiamiento Al 30/sep./2022

Fecha y hora de Impresión | 10/oct./2022 11:59 a. m.

Ustr: Cuquis...
Rep: rpt:EstadoPresupuestoEgresos_FF

Objeto del Gasto	Unidad Administrativa	Aprobado	Ampliaciones / (Reducciones)	Presupuesto Vigente	Comprometido	Presupuesto Disponible para Comprometer		Comprometido o No Devengado	Presupuesto Sin Devengar	Ejercido	Pagado	Cuentas por Pagar
						Disponible para Comprometer	Devengado					
31100	ENERGÍA ELÉCTRICA	\$334,783.82	-\$63,000.00	\$271,783.82	\$123,862.00	\$147,921.82	\$0.00	\$0.00	\$147,921.82	\$123,862.00	\$123,862.00	\$0.00
31101	ENERGÍA ELÉCTRICA	\$334,783.82	-\$63,000.00	\$271,783.82	\$123,862.00	\$147,921.82	\$0.00	\$0.00	\$147,921.82	\$123,862.00	\$123,862.00	\$0.00
31300	AGUA	\$16,061.54	\$0.00	\$16,061.54	\$0.00	\$16,061.54	\$0.00	\$0.00	\$16,061.54	\$0.00	\$0.00	\$0.00
31301	AGUA	\$16,061.54	\$0.00	\$16,061.54	\$0.00	\$16,061.54	\$0.00	\$0.00	\$16,061.54	\$0.00	\$0.00	\$0.00
31400	TELEFONÍA TRADICIONAL	\$62,388.99	\$1,550.00	\$63,938.99	\$47,770.21	\$16,168.78	\$0.00	\$0.00	\$16,168.78	\$47,770.21	\$47,770.21	\$0.00
31401	TELEFONÍA TRADICIONAL	\$62,388.99	\$1,550.00	\$63,938.99	\$47,770.21	\$16,168.78	\$0.00	\$0.00	\$16,168.78	\$47,770.21	\$47,770.21	\$0.00
31700	SERVICIOS DE ACCESO DE INTERNET, REDES Y PR	\$0.00	\$17,450.00	\$17,450.00	\$7,265.56	\$10,184.44	\$0.00	\$0.00	\$10,184.44	\$7,265.56	\$7,265.56	\$0.00
31701	SERVICIOS DE ACCESO DE INTERNET, REDES Y PR	\$0.00	\$17,450.00	\$17,450.00	\$7,265.56	\$10,184.44	\$0.00	\$0.00	\$10,184.44	\$7,265.56	\$7,265.56	\$0.00
34000	SERVICIOS FINANCIEROS, BANCARIOS Y COMERCIA	\$510,972.05	-\$103,878.15	\$407,093.90	\$328,258.23	\$78,835.67	\$0.00	\$0.00	\$78,835.67	\$328,258.23	\$328,258.23	\$0.00
34500	SEGURO DE BIENES PATRIMONIALES	\$510,972.05	-\$103,878.15	\$407,093.90	\$328,258.23	\$78,835.67	\$0.00	\$0.00	\$78,835.67	\$328,258.23	\$328,258.23	\$0.00
34501	SEGURO DE BIENES PATRIMONIALES	\$510,972.05	-\$103,878.15	\$407,093.90	\$328,258.23	\$78,835.67	\$0.00	\$0.00	\$78,835.67	\$328,258.23	\$328,258.23	\$0.00
35000	SERVICIOS DE INSTALACIÓN, REPARACIÓN, MANTEN	\$280,000.00	\$583,400.00	\$863,400.00	\$375,083.63	\$488,316.37	\$0.00	\$0.00	\$488,316.37	\$375,083.63	\$373,830.83	\$1,252.80
35100	CONSERVACIÓN Y MANTENIMIENTO MENOR DE INM	\$280,000.00	\$0.00	\$280,000.00	\$0.00	\$280,000.00	\$0.00	\$0.00	\$280,000.00	\$0.00	\$0.00	\$0.00
35101	CONSERVACIÓN Y MANTENIMIENTO MENOR DE INM	\$280,000.00	\$0.00	\$280,000.00	\$0.00	\$280,000.00	\$0.00	\$0.00	\$280,000.00	\$0.00	\$0.00	\$0.00
35500	REPARACIÓN Y MANTENIMIENTO DE EQUIPO DE TR	\$0.00	\$583,400.00	\$583,400.00	\$375,083.63	\$208,316.37	\$0.00	\$0.00	\$208,316.37	\$375,083.63	\$373,830.83	\$1,252.80
35501	REPARACIÓN Y MANTENIMIENTO DE EQUIPO DE TR	\$0.00	\$583,400.00	\$583,400.00	\$375,083.63	\$208,316.37	\$0.00	\$0.00	\$208,316.37	\$375,083.63	\$373,830.83	\$1,252.80
38000	SERVICIOS OFICIALES	\$13,081.07	-\$2,610.00	\$10,471.07	\$8,700.00	\$1,771.07	\$0.00	\$0.00	\$1,771.07	\$8,700.00	\$8,700.00	\$0.00
38200	GASTOS DE ORDEN SOCIAL Y CULTURAL	\$13,081.07	-\$2,610.00	\$10,471.07	\$8,700.00	\$1,771.07	\$0.00	\$0.00	\$1,771.07	\$8,700.00	\$8,700.00	\$0.00
38201	GASTOS DE ORDEN SOCIAL Y CULTURAL	\$13,081.07	-\$2,610.00	\$10,471.07	\$8,700.00	\$1,771.07	\$0.00	\$0.00	\$1,771.07	\$8,700.00	\$8,700.00	\$0.00
39000	OTROS SERVICIOS GENERALES	\$531,600.79	\$14,859.89	\$546,460.68	\$317,516.33	\$228,944.35	\$0.00	\$0.00	\$228,944.35	\$317,516.33	\$317,516.33	\$0.00
39200	IMPUESTOS Y DERECHOS	\$50,312.00	\$14,860.00	\$65,172.00	\$62,744.02	\$2,427.98	\$0.00	\$0.00	\$2,427.98	\$62,744.02	\$62,744.02	\$0.00
39202	OTROS IMPUESTOS Y DERECHOS	\$50,312.00	\$14,860.00	\$65,172.00	\$62,744.02	\$2,427.98	\$0.00	\$0.00	\$2,427.98	\$62,744.02	\$62,744.02	\$0.00
39800	IMPUESTO SOBRE NÓMINAS Y OTROS QUE SE DERI	\$456,221.14	\$0.00	\$456,221.14	\$232,937.40	\$223,283.74	\$0.00	\$0.00	\$223,283.74	\$232,937.40	\$232,937.40	\$0.00
39801	IMPUESTO SOBRE NÓMINAS Y OTROS QUE SE DERI	\$456,221.14	\$0.00	\$456,221.14	\$232,937.40	\$223,283.74	\$0.00	\$0.00	\$223,283.74	\$232,937.40	\$232,937.40	\$0.00
39800	OTROS SERVICIOS GENERALES	\$25,067.65	-\$0.11	\$25,067.54	\$21,834.91	\$3,232.63	\$0.00	\$0.00	\$3,232.63	\$21,834.91	\$21,834.91	\$0.00
39803	ESTUDIO Y ANLAIS CLINICO PARA EL PERSONAL D	\$25,067.65	-\$0.11	\$25,067.54	\$21,834.91	\$3,232.63	\$0.00	\$0.00	\$3,232.63	\$21,834.91	\$21,834.91	\$0.00
40000	TRANSFERENCIAS, ASIGNACIONES, SUBSIDIO	\$1,000,000.00	\$0.00	\$1,000,000.00	\$864,578.00	\$135,422.00	\$0.00	\$0.00	\$135,422.00	\$864,578.00	\$864,578.00	\$0.00
41000	TRANSFERENCIAS INTERNAS Y ASIGNACIONES AL S	\$1,000,000.00	\$0.00	\$1,000,000.00	\$864,578.00	\$135,422.00	\$0.00	\$0.00	\$135,422.00	\$864,578.00	\$864,578.00	\$0.00
41500	TRANSFERENCIAS INTERNAS OTORGADAS A ENTID.	\$1,000,000.00	\$0.00	\$1,000,000.00	\$864,578.00	\$135,422.00	\$0.00	\$0.00	\$135,422.00	\$864,578.00	\$864,578.00	\$0.00
41501	TRANSFERENCIAS INTERNAS OTORGADAS A ENTID.	\$1,000,000.00	\$0.00	\$1,000,000.00	\$864,578.00	\$135,422.00	\$0.00	\$0.00	\$135,422.00	\$864,578.00	\$864,578.00	\$0.00
50000	BIENES MUEBLES, INMUEBLES E INTANGIBLE	\$2,500,000.00	-\$242,079.00	\$2,287,921.00	\$1,764,040.42	\$523,880.58	\$0.00	\$0.00	\$523,880.58	\$1,764,040.42	\$1,764,040.42	\$0.00

**Municipio de Rincón de Romos
AGUASCALIENTES**

Estado del Ejercicio del Presupuesto por Fuente de Financiamiento Al 30/sep./2022

Fecha y hora de Impresión | 10/oct./2022
11:59 a. m.





Ustr. Cuquisol
Rep. rptEstadoPresupuestoEgresos_FF

Objeto del Gasto	Presupuesto Vigente				Presupuesto Disponible para Comprometer		Comprometido o No Devengado		Presupuesto Sin Devengar		Cuentas por Pagar Deuda	
	Aprobado	Ampliaciones / (Reducciones)	Presupuesto Vigente	Comprometido	Disponible para Comprometer	Devengado	Comprometido o No Devengado	Presupuesto Sin Devengar	Ejercido	Pagado		
51000 MOBILIARIO Y EQUIPO DE ADMINISTRACIÓN	\$0.00	\$75,600.00	\$75,600.00	\$75,590.42	\$9.58	\$75,590.42	\$0.00	\$9.58	\$75,590.42	\$75,590.42	\$0.00	\$0.00
51500 EQUIPO DE CÓMPUTO Y DE TECNOLOGÍAS DE LA IN	\$0.00	\$75,600.00	\$75,600.00	\$75,590.42	\$9.58	\$75,590.42	\$0.00	\$9.58	\$75,590.42	\$75,590.42	\$0.00	\$0.00
51501 EQUIPO DE CÓMPUTO Y DE TECNOLOGÍAS DE LA IN	\$0.00	\$75,600.00	\$75,600.00	\$75,590.42	\$9.58	\$75,590.42	\$0.00	\$9.58	\$75,590.42	\$75,590.42	\$0.00	\$0.00
54000 VEHICULOS Y EQUIPO DE TRANSPORTE	\$2,500,000.00	-\$325,755.00	\$2,174,245.00	\$1,670,400.00	\$503,845.00	\$1,670,400.00	\$0.00	\$503,845.00	\$1,670,400.00	\$1,670,400.00	\$0.00	\$0.00
54100 VEHICULOS Y EQUIPO TERRESTRE	\$2,500,000.00	-\$325,755.00	\$2,174,245.00	\$1,670,400.00	\$503,845.00	\$1,670,400.00	\$0.00	\$503,845.00	\$1,670,400.00	\$1,670,400.00	\$0.00	\$0.00
54101 VEHICULOS Y EQUIPO TERRESTRE	\$2,500,000.00	-\$325,755.00	\$2,174,245.00	\$1,670,400.00	\$503,845.00	\$1,670,400.00	\$0.00	\$503,845.00	\$1,670,400.00	\$1,670,400.00	\$0.00	\$0.00
56000 MAQUINARIA, OTROS EQUIPOS Y HERRAMIENTAS	\$0.00	\$38,076.00	\$38,076.00	\$18,050.00	\$20,026.00	\$18,050.00	\$0.00	\$20,026.00	\$18,050.00	\$18,050.00	\$0.00	\$0.00
56600 EQUIPOS DE GENERACIÓN ELÉCTRICA, APARATOS	\$0.00	\$30,826.00	\$30,826.00	\$10,850.00	\$19,976.00	\$10,850.00	\$0.00	\$19,976.00	\$10,850.00	\$10,850.00	\$0.00	\$0.00
56601 EQUIPOS DE GENERACIÓN ELÉCTRICA, APARATOS	\$0.00	\$30,826.00	\$30,826.00	\$10,850.00	\$19,976.00	\$10,850.00	\$0.00	\$19,976.00	\$10,850.00	\$10,850.00	\$0.00	\$0.00
56700 HERRAMIENTAS Y MÁQUINAS-HERRAMIENTA	\$0.00	\$7,250.00	\$7,250.00	\$7,200.00	\$50.00	\$7,200.00	\$0.00	\$50.00	\$7,200.00	\$7,200.00	\$0.00	\$0.00
56701 HERRAMIENTAS Y MÁQUINA-HERRAMIENTA	\$0.00	\$7,250.00	\$7,250.00	\$7,200.00	\$50.00	\$7,200.00	\$0.00	\$50.00	\$7,200.00	\$7,200.00	\$0.00	\$0.00
60000 INVERSIÓN PÚBLICA	\$500,000.00	\$0.00	\$500,000.00	\$0.00	\$500,000.00	\$0.00	\$0.00	\$500,000.00	\$0.00	\$0.00	\$0.00	\$0.00
62000 OBRA PÚBLICA EN BIENES PROPIOS	\$500,000.00	\$0.00	\$500,000.00	\$0.00	\$500,000.00	\$0.00	\$0.00	\$500,000.00	\$0.00	\$0.00	\$0.00	\$0.00
62200 EDIFICACIÓN NO HABITACIONAL	\$500,000.00	\$0.00	\$500,000.00	\$0.00	\$500,000.00	\$0.00	\$0.00	\$500,000.00	\$0.00	\$0.00	\$0.00	\$0.00
62208 CONSTRUCCIÓN Y/O REHABILITACIÓN DE EDIFICIOS	\$500,000.00	\$0.00	\$500,000.00	\$0.00	\$500,000.00	\$0.00	\$0.00	\$500,000.00	\$0.00	\$0.00	\$0.00	\$0.00
FONDO DE APORTACIONES PARA EL	\$43,175,000.00	-\$143,778.11	\$43,031,222.00	\$33,766,717.69	\$9,264,504.31	\$25,225,980.49	\$8,561,737.20	\$17,806,241.51	\$25,225,980.49	\$25,094,172.65	\$130,807.84	\$130,807.84
2502 FONDO DE APORTACIONES PARA LA INFRAESTRUCTURA SOCIAL MUNICIPAL 2022												
30000 SERVICIOS GENERALES	\$0.00	\$947,771.91	\$947,771.91	\$275,000.01	\$672,771.90	\$275,000.01	\$0.00	\$672,771.90	\$275,000.01	\$275,000.01	\$0.00	\$0.00
33000 SERVICIOS PROFESIONALES, CIENTÍFICOS, TÉCNIC	\$0.00	\$947,771.91	\$947,771.91	\$275,000.01	\$672,771.90	\$275,000.01	\$0.00	\$672,771.90	\$275,000.01	\$275,000.01	\$0.00	\$0.00
33200 SERVICIOS DE DISEÑO, ARQUITECTURA, INGENIERI	\$0.00	\$947,771.91	\$947,771.91	\$275,000.01	\$672,771.90	\$275,000.01	\$0.00	\$672,771.90	\$275,000.01	\$275,000.01	\$0.00	\$0.00
33201 SERVICIOS DE DISEÑO, ARQUITECTURA, DE INGENII	\$0.00	\$947,771.91	\$947,771.91	\$275,000.01	\$672,771.90	\$275,000.01	\$0.00	\$672,771.90	\$275,000.01	\$275,000.01	\$0.00	\$0.00
60000 INVERSIÓN PÚBLICA	\$48,827,000.00	-\$18,182,374.00	\$30,644,625.00	\$15,119,030.49	\$15,525,594.60	\$8,893,929.45	\$6,225,101.04	\$21,750,695.64	\$8,893,929.45	\$8,893,929.45	\$0.00	\$0.00
61000 OBRA PÚBLICA EN BIENES DE DOMINIO PÚBLICO	\$48,827,000.00	-\$18,182,374.00	\$30,644,625.00	\$15,119,030.49	\$15,525,594.60	\$8,893,929.45	\$6,225,101.04	\$21,750,695.64	\$8,893,929.45	\$8,893,929.45	\$0.00	\$0.00
61400 DIVISIÓN DE TERRENOS Y CONSTRUCCIÓN DE OBR	\$48,827,000.00	-\$18,182,374.00	\$30,644,625.00	\$15,119,030.49	\$15,525,594.60	\$8,893,929.45	\$6,225,101.04	\$21,750,695.64	\$8,893,929.45	\$8,893,929.45	\$0.00	\$0.00
61401 DIVISIÓN DE TERRENOS Y CONSTRUCCIÓN DE OBR	\$48,827,000.00	-\$24,892,260.00	\$23,934,739.56	\$9,295,873.42	\$14,538,866.14	\$6,811,250.21	\$2,484,623.21	\$17,023,489.35	\$6,811,250.21	\$6,811,250.21	\$0.00	\$0.00
61402 CONSTRUCCIÓN Y/O REHABILITACIÓN DE INFRAEST	\$0.00	\$6,809,885.53	\$6,809,885.53	\$5,823,157.07	\$986,728.46	\$2,082,679.24	\$3,740,477.83	\$4,727,206.29	\$2,082,679.24	\$2,082,679.24	\$0.00	\$0.00
FONDO DE APORTACIONES PARA LA	\$48,827,000.00	-\$17,234,603.00	\$31,592,397.00	\$15,394,030.50	\$16,198,366.50	\$9,166,929.46	\$6,225,101.04	\$22,423,467.54	\$9,166,929.46	\$9,166,929.46	\$0.00	\$0.00
Total Final	\$280,181,676.00	-\$7,257,077.34	\$272,924,598.66	\$182,120,827.82	\$90,803,770.84	\$135,884,967.67	\$46,235,960.15	\$137,039,650.99	\$135,884,967.67	\$134,351,307.90	\$15,533,659.77	\$15,533,659.77



Municipio de Rincón de Romos AGUASCALIENTES

Estado del Ejercicio del Presupuesto por Fuente de Financiamiento Al 30/sep./2022

Unidad Administrativa	Objeto del Gasto	Aprobado	Ampliaciones / (Reducciones)	Presupuesto Vigente	Comprometido	Presupuesto Disponible para Comprometer	Devengado	Comprometido o No Devengado	Presupuesto Sin Devengar	Ejercido	Pagado	Cuentas por Pagar Deuda
				MITRO. FRANCISCO JAVIER RIVERA LUEVANO PRESIDENTE MUNICIPAL DE RINCON DE ROMOS								
				PROFRA. ALMA GUADALUPE ZAPATA CASTORENA SÍNDICA MUNICIPAL								
								C.P. IRVA DOMINGUEZ AGUILAR TESORERA MUNICIPAL				